


# Twin Paths Tarot

## Easy Tarot for beginners

*1<sup>st</sup> edition*

This guide aims to quickly show you how to perform Tarot readings using the Twin Paths spread even if you are an absolute beginner. It is by no means a set of concrete rules that you have to follow. Anything that doesn't work for you, you can change. Anything that you don't like, you can change. Use the information responsibly.



Copyright 2024 TwinPaths#249670

This work is licensed under CC BY-NC-SA 4.0.

To view a copy of this license, visit:

<http://creativecommons.org/licenses/by-nc-sa/4.0/>

# Table of Contents

A - The spread.....	3
A.1 - Setup.....	4
A.2 - Interpretation.....	5
A.2.i - Between the cards.....	5
A.2.ii - Direction matters.....	6
A.2.iii - Human figures are central to the story.....	6
A.2.iv - The arrow of time.....	6
A.2.v - No reverse cards.....	7
A.2.vi - Ask within context.....	7
A.2.vii - The querent moves too.....	8
A.2.viii - The Present direction.....	8
A.2.ix - Extensions.....	8
B - Rider-Waite cheat-sheet.....	10
B.1 - Major Arcana.....	10
B.2 - Minor Arcana.....	12
B.2.i - Swords.....	12
B.2.ii - Wands.....	13
B.2.iii - Pentacles.....	14
B.2.iv - Cups.....	15
Γ - Outro.....	16

# A - The spread

Twin Paths is an easy 5-card spread<sup>1</sup> that shows two possible future states, and how to get there from the present. It works well for general “questionless” readings about the future and can also answer questions like “How can I...” or “How will ... be”. For other types of questions you should, usually, be able to get a reading by transforming it to one of the above types of questions. For example, the querent<sup>2</sup> could ask “Who will I be with” and their question could be addressed by performing a reading on “How will my love life be?” and attempting to deduce an answer about partners from the resulting interpretation.

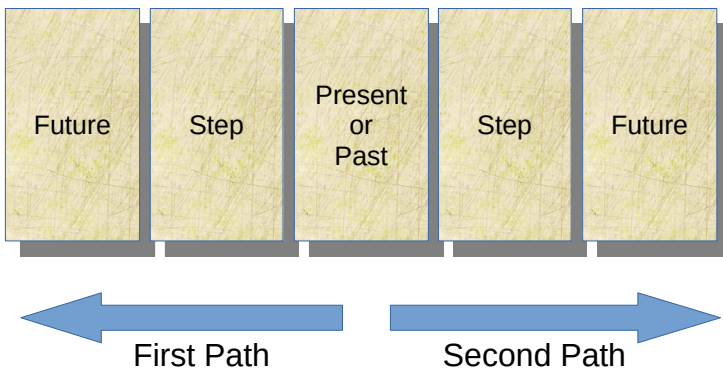
Additionally, the Twin Paths spread allows you to provide guidance to the querent on boosting the chances of achieving any desired outcome. Even if a querent's desired outcome seems unattainable, the advice given is still useful for steering them toward the best discernible path forward.

- 
- 1 The arrangement of the cards on the table and the significance of every position.
  - 2 The person that asked you to perform a reading.

## A.1 - Setup

First settle on the question with the querent and collect any amount of background information you want, or even none at all.

Then draw 5 cards from a shuffled deck using your preferred method<sup>3</sup>, spread them in a straight line and, quite importantly, close to each other.



The two cards at the edges are the Future cards, representing two potential end states.

The middle card is something or someone from the Present, from the immediate future or from the still-relevant Past.

---

3 You can let the querent draw the cards, or have them give you numbers and pick cards based on them, or just pick the cards randomly yourself, perhaps after letting the querent cut the deck.

As such two Paths are formed, each with three cards, sharing the middle card: the First heading left, the Second heading right, and each leading to a (hopefully) different Future.

The Step cards are what the querent, or the subject of the question or, in some cases, whomever or whatever you see in the middle card, needs to go through or do to reach the corresponding Future.

Finally, you interpret the cards according to their positions and their meaning for you. You may perform your interpretation with any degree of input from the querent you want, from discussing every card's potential meaning, to going completely "blind" with zero input from the querent.


## **A.2 - Interpretation**

### **A.2.i - Between the cards**

For the Twin Paths spread the meaning of individual cards should be secondary to the meaning created between the cards. Use the symbolism in the cards but read each of the two paths as a three panel comic strip going from the Present through the Step and into the Future.

## A.2.ii - Direction matters

Take note of where the cards are facing. For example, the Rider-Waite Ace of Cups in the Step position of the Second Path may mean that, should the querent decide to go down the Second Path, they would accept a truce from someone. But the very same Ace of Cups in the Step position of the First Path could mean that the querent would need to offer a truce to someone in order to go down that Path.



## A.2.iii - Human figures are central to the story

Decks with both symbolism and depictions of humans work best. Humans look somewhere, and their bodies also face towards some direction. As we just saw above, direction matters. Use these directions in your interpretations in addition to any symbolism you see in the cards.



## A.2.iv - The arrow of time

Direction matters not only in relation to nearby cards, but also in relation to the arrow of time. Is the 6 of Swords moving towards the Future (when it shows up in the Right Path) or is it forced by something to return to its past (when it shows up in the



Left Path)? Additionally, remember that for the Future cards and to a lesser degree for the Step cards, the past doesn't necessarily mean the querent's current Past. It means the past as seen from that Future, which may currently be in the future of the querent.

## **A.2.v - No reverse cards**

Reverse cards increase the variety of symbolism that you can get out of your deck, but:

- You already get effectively inverted interpretations from cards in the Step position of the Path that the querent wants to avoid.
- Many readers already interpret cards as if the future is on the right. But in the Twin Paths spread, cards in the First Path have the Future on their left side, changing their meaning once more.

Additionally, reverse cards make it harder to see the story that is formed across the cards and will likely cause you to focus too much on the meanings of the individual cards.

For these reasons you should avoid them in a Twin Paths spread.

## **A.2.vi - Ask within context**

Always keep pondering questions about the cards:

- To/from/for whom or what?
- Where are they looking/going and why?
- From where are they coming and why?
- How do they feel and why?

Keep looking for answers to these questions using the surrounding cards, their designated positions and the arrow of time.

### **A.2.vii - The querent moves too**

When the querent were to chose to go down one Path, they would be avoiding the cards of the other Path. This can, somewhat rarely, give you extra context and explain the motivations for their actions in that path.

### **A.2.viii - The Present direction**

The Present card may sometimes give you a glimpse of which path the querent is currently heading towards by means of looking or heading towards one. This is often inconsequential and your main goal should be to properly guide the querent to the Path they prefer regardless of where they may be currently heading.

### **A.2.ix - Extensions**

Once you are comfortable reading the basic spread, you may want (but don't have to) to extend your spread and get more specific readings. You may for example choose



to extend the spread with a sixth card on either side to give more context to the nearby Future card. For example an extension could be added to see who is the one that ends up offering a truce to the querent if you have an Ace of Cups on the Future of the Right Path.

Other kinds of extensions are conditional. If you interpret the Two of Swords as a difficult decision, you can draw another card and position it under the Two of Swords for clarity on the factors forming the basis for the choice. If you interpret the Nine of Swords as guilt, you can extend by drawing a card to place above it, to see what is hanging/looming overhead. If you interpret The Judgment as an announcement, then a card above it could symbolize the origin of the announcement, while a card below could symbolize the recipient of the announcement.

Should you find yourself extending too much and making the spread unwieldy, consider reshuffling and starting a new reading to answer more specific questions about the previous spread if these questions are easy to reframe for Twin Paths readings. As we said at the beginning, not all questions are.



## B - Rider-Waite cheat-sheet

If you are just starting your Tarot journey, and you have not developed your own interpretations yet, fret not. You can acquire a Rider-Waite deck (the most common Tarot deck in the world) and use the following interpretations as a cheat-sheet. Then, as you practice, you can take notes on your cheat-sheet and slowly adapt it to your own interpretations. Even if you eventually don't need a cheat-sheet anymore, it's useful to have one that you keep updated and review sporadically.

### B.1 - Major Arcana

<b>The Fool</b>	Innocence, beginning, joy, dreaming.
<b>The Magician</b>	Using everything at your disposal, finding patterns, solving problems, being both spiritual and physical.
<b>The High Priestess</b>	Secret/esoteric knowledge, seeing through lies, a test (maybe of knowledge), an obstacle.
<b>The Empress</b>	Feeling complete, carefree, relaxed, content.
<b>The Emperor</b>	A wise ruler, an imposing figure.
<b>The Hierophant</b>	Tradition, conservatism, dogma.
<b>The Lovers</b>	New romance, intimacy, love.
<b>The Chariot</b>	Control, victory.

<b>Strength</b>	Strength, taming, complementary relationship, utilizing strength, having strong friends, reunion.
<b>The Hermit</b>	Seeking truth.
<b>Wheel of Fortune</b>	Inevitability, destiny, luck, change of fortune.
<b>Justice</b>	Justice, fairness, balance.
<b>The Hanged Man</b>	Sacrifice for a cause, martyrdom, unwavering belief, reversal, being caught.
<b>Death</b>	Dramatic change, unstoppable force, death as a natural force.
<b>Temperance</b>	Careful mediation or management, fine-tuning one's creation, attention to details, moderating.
<b>The Devil</b>	Trap, addiction, enslavement, succumbing to darkness.
<b>The Tower</b>	Punishment, arrogance that leads to disaster, sudden, sudden bad thing, one's faults, problems.
<b>The Star</b>	Renewal, care.
<b>The Moon</b>	Illusion, lie, instinct.
<b>The Sun</b>	Life, joy, light, clarity, moving forward.
<b>Judgment</b>	The truth is revealed for all, announcement.
<b>The World</b>	Oneness, success, new possibilities, everything is at hand.

## B.2 - Minor Arcana

### B.2.i - Swords

Arguments, logic, well-formed ideas, air.

<b>King</b>	Austere, authoritarian, content in knowledge, certain.
<b>Queen</b>	Argumentative, austere, envious.
<b>Knight</b>	Conquest, fighting, proving oneself, aggression.
<b>Page (juvenile)</b>	Studying, training, uncertainty, first steps.
<b>Ace</b>	Pushed: hard truth, debt, duty, important info.
<b>II</b>	Concentration, difficult decision, heavy reliance on logic.
<b>III</b>	Sorrow, wound, betrayal, sickness, death, coordinated attack.
<b>IV</b>	Conviction, honor, self-sacrifice.
<b>V</b>	Defeat, “told you so”, learning from mistakes, not giving up.
<b>VI</b>	Escaping or migrating, no other choice.
<b>VII</b>	Stealing, stealing ideas, instability, carelessness.
<b>VIII</b>	Restrictions, trapped by own logic, trapped, forced into submission.
<b>IX</b>	Anxiety, intrusive thoughts, nightmares, societal or peer pressure, guilt.
<b>X</b>	Murder, lynching, dark times.

## B.2.ii - Wands

Raw ideas, passions, wants, fire.

<b>King</b>	Ready, prepared, observant.
<b>Queen</b>	Creative, calm, observant
<b>Knight</b>	Unstoppable will, passion, unrelenting creativity.
<b>Page (juvenile)</b>	Admiration, following someone on a creative path, planning, self-improvement.
<b>Ace</b>	Offered idea or help with task.
<b>II</b>	Ambition, planning, planning to move/travel/expand.
<b>III</b>	Nostalgia, longing for travel, longing for someone's return, longing for youth.
<b>IV</b>	Festivities, vacations.
<b>V</b>	Discord, disorganization, over-engineering.
<b>VI</b>	Victorious teamwork, victory.
<b>VII</b>	Technology, taming nature, fighting fire with fire, unfair fight.
<b>VIII</b>	Coordination, direction, aim, haste.
<b>IX</b>	Accepting your place, subduing one's passion. (for now)
<b>X</b>	Struggle, burden.

## B.2.iii - Pentacles

Material wealth, earth.

<b>King</b>	Content with wealth, one with nature, secure.
<b>Queen</b>	Proud of achievements, planning, motherhood.
<b>Knight</b>	Achievement, kindness, helping, altruism.
<b>Page (juvenile)</b>	High expectations of oneself, dreaming of success, cherishing even a small thing.
<b>Ace</b>	Offering of safety, kindness, or charity.
<b>II</b>	Unstable equilibrium, balancing act, unstable finances.
<b>III</b>	Employment, instructions.
<b>IV</b>	Avarice, greed, flaunting wealth, conceit.
<b>V</b>	Poverty, being cast out, unmet needs, rejection.
<b>VI</b>	Helping both oneself and others, balanced generosity.
<b>VII</b>	Investment, patience, slow gains.
<b>VIII</b>	Craftsmanship, attention to detail, self-employment, productivity.
<b>IX</b>	Extravagance, luxury.
<b>X</b>	True wealth, rich life.

## B.2.iv - Cups

Feelings, relationships, water.

<b>King</b>	Relaxed, open-minded, friendly, welcoming.
<b>Queen</b>	Curious, open-minded, concentrated, thrill-seeking.
<b>Knight</b>	Making friends, making peace, pride for others, pride for a relationship.
<b>Page (juvenile)</b>	Friendly, open-minded, sociable.
<b>Ace</b>	Offered company, relationship, or truce.
<b>II</b>	New partnership, pooling together your strengths, agreement.
<b>III</b>	Partying, celebrating.
<b>IV</b>	Introversion, indifference, dissatisfaction.
<b>V</b>	Focusing on loss at the expense of what's left, unwarranted or excessive grief, choosing which relationships to keep.
<b>VI</b>	Kindness, community, sharing joy, making peace.
<b>VII</b>	Variety, choices, temptations.
<b>VIII</b>	Restraint, asceticism.
<b>IX</b>	Using feelings, using friends (for bad or for good), being the center of attention.
<b>X</b>	Family, happiness, safety net, big union.

## Γ - Outro

Hopefully this guide is useful to you. If it is, consider sharing a copy of it with someone, maybe even gift them a Rider-Waite deck with it if they are completely new to Tarot.

Future editions may include concrete examples of readings as well as how these readings could lead to updating the interpretations in our cheat-sheet.

Till then, you might be able to reach me in /x/div/ by mentioning Twin Paths.

May your road lead you to warm sands.