

“Amazing Palmistry Secrets”



Including the complete text of -

“Palmistry For Fun”

(a shortcut to professional palmistry)

by

Per Hogseth

Edition 2
TABLE OF CONTENTS

Author's biography	5
Introduction	7
Hand and finger combinations	9
Long fingers	9
Short fingers	9
Medium length fingers	10
The Four elements: Fire, Earth, Air and Water	11
Fire hands	11
Earth hands	12
Air hands	13
Water hands	14
Reading the Lines of the Hand	15
The Heart line	16
Physical heart line	16
Mental heart line	17
Ending positions	17
The Girdle of Venus	18
The Head line	19
The Imaginative head line	20
The Practical head line	20
The Writer's fork	21
Starting positions	21
The Life line	22
The Sister line	25
Worry lines	26
The Destiny line	27
Absence of Destiny line	28
Starting positions	28
Double Destiny line	29

Ending positions	29
Minor Lines	30
Hepatica	31
The Sun line	32
The Simian Crease	34
The Thumb	35
Length of the thumb	37
Sections of the thumb	37
Flexibility	37
The Fingers	38
The Phalanges	38
The Mercury finger	40
The Phalanges	41
The Apollo finger	42
The Phalanges	42
The Saturn finger	44
The Phalanges	44
The Jupiter finger	46
Length	46
Curved Jupiter finger	47
Phalanges	47
 The Mounts	 48
The Mount of Jupiter	49
The Mount of Saturn	50
The Mount of Apollo	51
The Mount of Mercury	52
The Mount of Venus	54
The Mount of Mars	55
The Mount of Luna	57
The Mount of Neptune	58
Other Important Factors of the hand	58
Psychic ability	59
Line of Intuition	59
Money	61
Inherited Money	61
Earned Money	62
Travel	63

Romance	65
Children	66
Romance and compatibility	67
Compatibility	68
Hand Shapes	68
Heart lines	69
Thumbs	70
Mount of Venus	70
Talents and Careers	71
Hand Shapes	71
Air hand	72
Fire hand	72
Earth hand	73
Water hand	73
The Mounts	74
Jupiter mount	74
Saturn mount	74
Apollo mount	74
Mercury mount	74
Venus mount	75
Mars mount	75
Luna mount	75
The Fingers	75
Long fingers	76
Short fingers	76

Additional Chapters: (In Edition 2)

Degrees of the Palm	77
The Simian Crease	82

“Palmistry For Fun”, (A shortcut to professional palmistry)	84
--	----

The Intuitive Pendulum Making and Using An Amplifier For Your Intuition	117
--	-----

How to operate your own psychic business	134
Tips, techniques and money making secrets	134
Introduction	134
Creating and maintaining a clientele	134
How to get started	134
Direct Mail	135
Press coverage	135
Client relationships	136
Moneymaking ideas	137
Writing	137
Birthday cards	138
Astrology	139
Business cards and flyers	140
Beauty Salons	142
Psychic House Parties	143
Shopping malls	145
Conclusions	145

AUTHOR'S BIOGRAPHY

Per Hogseth was born in Norway, "Land Of The Midnight Sun."

At an early age, Per began performing magic tricks for his friends. He also had a flair for hypnotism and started hypnotizing his schoolmates.

In the mid 70's, he became interested in Palmistry and did some palm readings for friends. Then, in 1994, Per met New Zealand magician, hypnotist and psychic, Richard Webster, and started studying to become a professional palm reader.

Per embarked on his professional career by performing magic and doing palm readings for corporate clients in Norway.

Today, Per teaches private courses, speaks at seminars and consults for several psychic groups in Norway. He continues doing private readings for clients and occasionally works with corporations who are

interested in helping their employees better themselves through personal development.

Please send any questions, comments, or suggestions about “Professional Palmistry Secrets”, to:

Per Hogseth
Teglverkstunet 5c,
7048 Trondheim,
Norway
Phone: (011) 47 73 91 69 96
Email: pehogset@online.no

INTRODUCTION

Palmistry, or Cheiromancy (pronounced “kei-ro-mansy” is a very popular and accurate way of divining. The famous nineteenth century palmist, Leic de Hamon (Louis Hamon) was named “Cheiro” after it.

The art of Palmistry can be traced back as far as the Stone Ages. Pictures of human hands are frequently found in cave drawings, indicating their special interest in this part of the body. These paintings can be seen in the Lascaux Caves in France, the remarkable Santander caves in Spain and in several caves in Africa.

The ancient Vedic scriptures contained an abundance of information on palmistry. K.C. Sen, an eminent Indian palmist, says the earliest writings on palmistry were ancient Sanskrit. These verses have been preserved and are still guarded from the public eye. Cheiro, the famous palmist, claimed to have seen one of these manuscripts in the early 1900's.

Palmistry is also mentioned favourably in the Old Testament

“...and he said, Wherefore doth my lord thus pursue after his servant? for what have I done? of what evil is in my hand?” 1 Samuel 26:18.

“He sealeth up the hand of every man, that all men may know his work.” Job 37:7.

“Length of days is in her right hand; and in her left hand riches and honor”. Proverbs 3:16.

“Behold, I have graven thee on the palms of my hands, thy walls are continually before me” Isaiah 49:16)

Before the birth of Buddha in 563 B.C., leading seers of the time gathered at the royal palace. They were drawn by extraordinary indications revealed in the stars. They were ecstatic to find the mark of the wheel on Buddha's hands and feet, indicating his future greatness. Palmists in India still look for this special mark in the palms of babies.

Gypsies came into the picture around the eleventh century, though they had been practising palmistry for centuries before. Sigismund, the Holy Roman Emperor, enlisted the gypsies as spies.

Word of this soon spread and when Gypsies arrived at the gates of Paris in 1427 they were not allowed inside. However, the citizens of the city, intrigued and excited by these romantic strangers, rushed outside to have their fortunes told. The tradition of crossing a Gypsy's palm with silver, dates back to this era.

The church claimed the Gypsies were in league with the Devil. To counter this, the Gypsies explained that the Devil was afraid of both silver and the sign of the cross. Therefore, if you made a sign of the cross over a Gypsy's hand with silver you would be protected. Needless to say, the gypsies kept the silver.

Interest in using palmistry for psychological analysis is a product of the last century. The first major work on this subject was Julius Spier's *The Hands of Children*, which appeared in 1944. Not surprisingly, the introduction was written by Carl Jung. This was quickly followed by works from Noel Jaquin, Charlotte Wolf, and in 1990, by Andrew Fizherbert.

Since the Second World War, research on palm patterns has been going on at the Kennedy Galton Centre near London. This research has lead scientists to confirm that health factors can be determined in the hand.

The current research into dermatoglyphics (the study of skin patterns) is potentially the most exciting development in the history of palmistry.

Although palmistry dates back to the Stone Ages, its greatest period is just beginning.

The future of palmistry is assured now that scientists are proving its validity!

NOTE:

References to line and finger direction are read as you're viewing your client's palm. The fingers are pointing towards you.

HAND AND FINGER COMBINATIONS

Before reading the palm, look at the fingers to see if they're short or long. This isn't always easy to gauge when you're just beginning, but a little practice will enable you to assess the finger length at a glance.

The fingers are considered long if they can fold back and touch a spot at least seven-eighths of the way along the palm. Unfortunately, there are exceptions, as some people have extremely flexible hands while others are very stiff. Also, someone with an extremely oblong palm may have long fingers that only reach halfway down the palm, as the palm itself is very long. With experience you'll be able to look at someone's palm and instantly know if the fingers are long or short. The problem comes when you're first learning and find a hand with fingers that seem to be neither long nor short. Fortunately, we can cover that situation as well.

Long Fingers

If the fingers are long, the person pays attention to detail and you can say:

"You enjoy complex work. You're patient and enjoy all the fiddly bits – you like the details in things. Your work must be very consuming and gratifying. If it's too simple you lose interest very quickly."

Short Fingers

Someone with short fingers is almost the opposite. They'll be more interested in the broad strokes rather than the details and won't have much patience. You could say:

"You're always busy. Sometimes you may start something new before you've finished the last task. You often have several things on the go at the same time."

You tend to want everything right now, so patience is not your strong suit. Your impulsiveness has gotten you into trouble in the past. In some ways you are a jack-of-all-trades.”

Medium Length Fingers

Naturally, someone with fingers that are neither long nor short will fall into a middle category. You might say:

“At times you can be very patient. However, at other times you’re inclined to jump first and think later. If something really interests you, you want to get right down to the bottom of it and work it all out. If it’s only a passing interest, you’re more inclined to skim over it and not learn it in much detail.”

We now have four possibilities to look at:

1. Square hands with short fingers
2. Square hands with long fingers
3. Oblong hands with short fingers
4. Oblong hands with long fingers

This is the classification used in Chinese palmistry. It comes from Fred Getting’s monumental book, *The Book of the Hand*. The four types are named after the four elements of the ancients: Fire, Earth, Air and Water. These relate very well to the descriptions of the Fire, Earth, Air and Water signs of astrology, but it does not necessarily mean that a Sagittarian (a Fire sign), would have a Fire hand. You’ll find people with all four types of hands in every sign of the Zodiac.

The four elements, Fire, Earth, Air and Water

Fire Hands



Fire is hot, energizing and constantly moving. It can provide gentle heat, but can also burn. Consequently it needs careful handling. A Fire hand is oblong with short fingers. Someone with a hand like this is likely to be emotional, enthusiastic and creative. The short fingers mean a dislike for detail. The long palm adds intuition. For someone with a hand like this you might say:

“You have a great mind, full of wonderful ideas. These ideas excite you. Your enthusiasm may not last for long, but it’s extremely important to you at the time. Your emotions can be a bit hard to handle at times, but they enable you to experience life to the fullest. Details are not your strong point and you tend to prefer the overall picture to the fiddly bits. You are likely to be creative and need to be busy to be happy.”

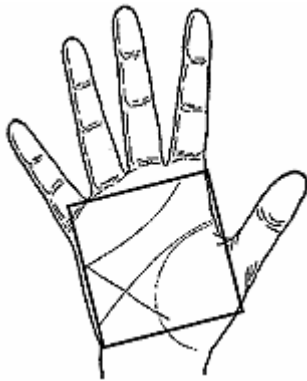
Earth Hands



Earth is the dry, solid part of our planet. Everything that happens on earth is subject to the natural rhythms of germination, growth, death and decay. Earth is timeless and expresses stability. However, below its surface all sorts of changes are constantly occurring. This can lead to earthquakes and other upheavals. The Earth hand is very like the practical hand. It consists of a square palm and short fingers. People with this type of hand are reliable, down-to-earth and practical. They enjoy repetitive work and are good with their hands. They enjoy rhythm. They are conservative, reserved and possessive. However, like earth itself, they can also react violently if they deem it necessary. You might say to someone with Earth hands:

“You’re a hard worker. You enjoy physical challenges and your hands can think for themselves. You can be stubborn at times, and you don’t easily change your mind. You enjoy rhythm and movement. You’re not usually good with details, unless you’re making something. You probably prefer working outdoors, doing something practical. You’re reliable, honest and somewhat reserved.”

Air Hands



Air is essential for life. We take it for granted and seldom notice it, except on windy days. Air is also essential for communications, as it carries sound waves. Creatures of the air, such as birds and flying insects, are fast moving and active. The Air hand consists of a square palm and long fingers. These people tend to use logic more than intuition. They're quick-witted and express themselves clearly. They enjoy communicating and often have careers that utilize their skills. Their strong emphasis on logic means these people tend to distrust emotions, both their own and other people's. We could say something along these lines to someone with Air hands:

"You're intelligent, clear-thinking and discriminating. Relationships are important to you, but you sometimes find logic getting in the way of your feelings. You're reliable and like to do things completely. You're a stimulating companion and life is never dull when you're around."

Water Hands



Finally, water. If you think about it, water is essentially still. Other forces have to act upon it to make it change. It's also shapeless as it simply moves to fill up whatever space is available. The Moon has a strong influence on water, creating the tides in our oceans. The saying, "still waters run deep", is very pertinent to the Water hand. The Water hand consists of an oblong palm with long fingers. It's sometimes called the intuitive hand, as these people are extremely aware and receptive. People with this type of hand are changeable, impressionable and emotional. They're idealistic and highly imaginative. To someone with water hands, you could say:

"You have an extremely rich inner life. Your imagination is keen and you fantasize about just about everything. You can be influenced by others, so you're flexible with your ideas. Your intuition is strong. You're emotional. If you're interested in someone, you love spending time with them. You also need time by yourself to reflect on your own life. You are happiest inside the right relationship with someone to depend and rely upon."

READING THE HAND LINES

Your hand changes throughout your life. The lines you see in your palm today are not quite the same as they were a year ago and probably very different from five years ago.

Although your hand gives an outline of your life, it's only a tentative outline. You have the final decision on the course your life will take. Whether you want the position or not, you're the captain of your own destiny.

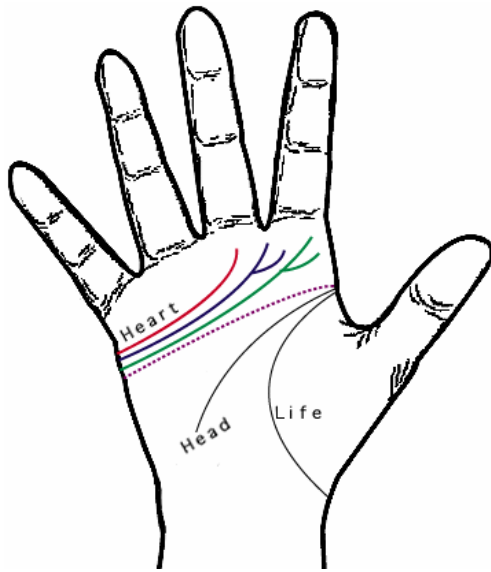
Palmistry, like a doctor's examination, is strictly a diagnostic reading. It can point out the forces that operate within you, and it can point out the logical results of these forces. You can accept them as they are or begin to change them.

As with the Tarot, be very careful in your phrasing of what you see in a person's palm. Some lines may show a particular area in which your subject has very serious problems. This should be presented as "an area of possible weakness and something for which you should be particularly watchful."

On a few occasions you may encounter a particular combination of lines which indicates a premature death. If this is the case, don't blurt out what you see. Rather, emphasize the need for great care to avoid illness, accidents, violence or whatever the rest of the hand may seem to imply as possible causes. Remember, palmistry is only a diagnosis it's never a final pronouncement.

As a palmist, your attitude is of great importance. Never try to "second guess" your subject by adding on-the-spot observations and facts you know from beforehand. Only read the palm. Ideally you should know nothing whatsoever about the person you're reading. Their hands and your intuition should be enough.

THE HEART LINE



The Heart Lines (various ending positions)

The heart line governs our emotional lives and shows how we relate to others. It's the major line nearest the fingers. It runs across the palm, starting under the little finger and usually ends in the area between the first and second finger.

Physical heart line

If the Heart Line forms a gentle curve, starting under the little finger and ending between the first and second fingers, it's known as the Physical Heart Line. People with Physical Heart Lines are generally able to express their feelings well. Although they suffer their share of ups and downs, they pick themselves up quickly and get on with their lives. They're likely to express their feelings in a physical, assertive manner. You could say to someone with this type of heart line:

“As your heart line ends right up under the fingers, it shows that you have an open nature and can express your innermost feelings. You're warm and affectionate. When things go wrong you manage to pick yourself up quickly.”

Mental Heart Line

The other type of heart line is the Mental (or Humanitarian) Heart Line. This runs in a straight line right across the palm of the hand and does not curve at the end. People with Mental Heart Lines find it hard to express their innermost feelings. They'll suffer in silence rather than make a scene. They'll have plenty of romantic feelings which take precedence over common sense. They're very sensitive and need plenty of room around them. You might say to these people:

“You have a heart line that comes straight across your palm. This is known as a Mental Heart Line, and makes it rather difficult for you to express your innermost feelings. It will gradually become easier for you, but you have to work at it. You can be sensitive at times and possibly bottle things up a bit. You like people, but you need to have room around you at the same time.”

As this line governs the emotions it's common to find one with defects, as all of us have ups and downs at different times in our lives. The most common visible signs of trauma are a series of islands on the heart line. These islands indicate a period of difficulty. Generally, the problems stem from a relationship. This makes it very easy to determine if someone had an unhappy marriage followed by a happy one. In this case, the earlier part of the person's life (the part nearest the little finger) will have a multitude of islands, while the rest of the line will be clear.

Ending Positions

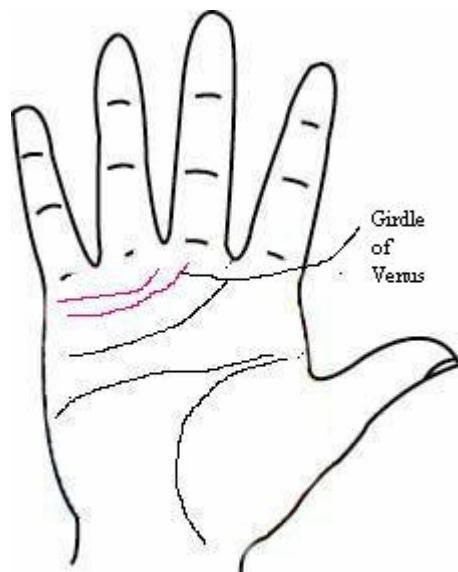
The Heart Line's end location is extremely important. Ideally, it should end between the first and second finger. This gives a balance between the ego (represented by the first finger) and the rest of humanity. People with this are realistic about their emotional life and don't have impossible expectations.

If the line ends on or directly under the first finger, the person will be idealistic and easily hurt. Other people will seldom live up to their expectations, leading to frequent disappointments.

If the heart line ends on, or directly under the second finger, the person is inclined to be selfish and think only of themselves and their own personal gratification. They'll lack emotional involvement.

Often, you will find a heart line that forks in two directions at the end. This person has a complex emotional nature. He or she will see both sides of a situation.

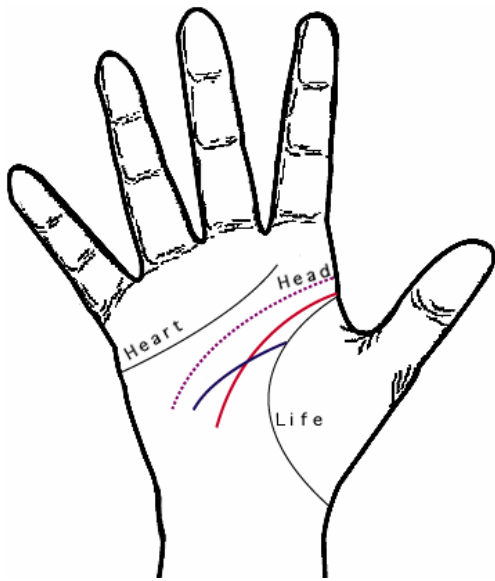
The Girdle of Venus



The Girdle of Venus

Every so often you'll find a Girdle of Venus. This line is often made up of a series of disjointed small lines. It runs parallel to the Heart Line and is located between the Heart Line and the fingers. This indicates an extremely sensitive and highly emotional person who may be unstable and neurotic.

THE HEAD LINE



The Head Line (various ending positions)

The Head Line governs the person's intellect and shows the quality of their thinking at different stages in life. It also reveals how the person approaches problems and reveals much about their attitude towards life.

It's said that the longer the Head Line, the more intelligent the person may be. But a long Head Line doesn't guarantee intelligence. Because we only use a small portion of our mental capacity, apparent intelligence is hard to measure.

We could learn a new fact every day from birth to death and never run out of brain capacity. Therefore, someone with a long Head Line, but a lazy attitude, will not excel as much as a person with a short Head Line, but a zest for life.

It's better to use the length of the Head Line to estimate how detailed that person's thinking is. The longer the line, the more complex and involved the thinking.

As with the Heart Line, the Head Line can be divided into two main types:

1. The imaginative Head Line
2. The practical Head Line.

The Imaginative Head Line

The imaginative Head Line curves upwards towards the wrist and ends in the area of the palm known as the Mount of Lunar (imagination). This area is called the creative subconscious and gives the person creativity and good imagination. These people need variety and stimulation in their lives. When you meet someone with this type of headline you can say:

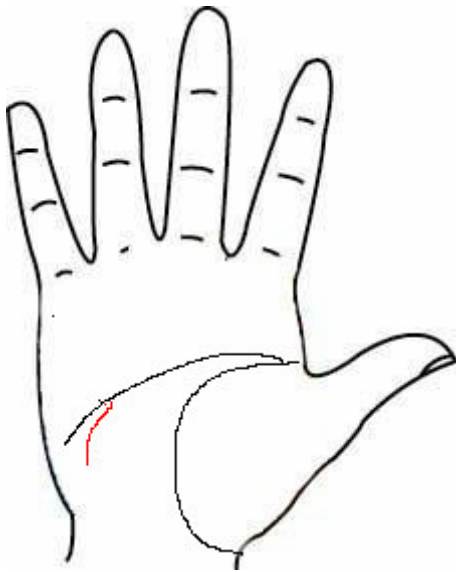
“You have a creative, imaginative approach to everything you do. Your work must be interesting, or you quickly lose focus. You work best in aesthetic surroundings and appreciate the finer things in life. You have refined tastes.”

The Practical Head Line.

The other main type of Head Line is the practical one. This line runs straight across the palm. As the name suggests, this belongs to people who have their feet firmly planted on the ground and live very much in the present. Here you could say:

“You have a practical, down-to-earth approach to everything you do. You don’t take much on trust, preferring to work things out for yourself. You like to get down to the bottom of things and make up your own mind.”

The Writer's fork



The Writer's fork (red)

Some times you will find a forked Head Line. One branch goes up to the creative subconscious and the other goes straight across the palm. This combination is known as the Writers Fork. It means the person has a vivid imagination and can come up with good ideas. These ideas or concepts are easily transformed into reality.

Writers do this, but so do all sorts of people. This asset would benefit a business person as much as an artist. I have a friend who's a writer and he has a well-defined Writer's Fork on his hand.

Starting positions

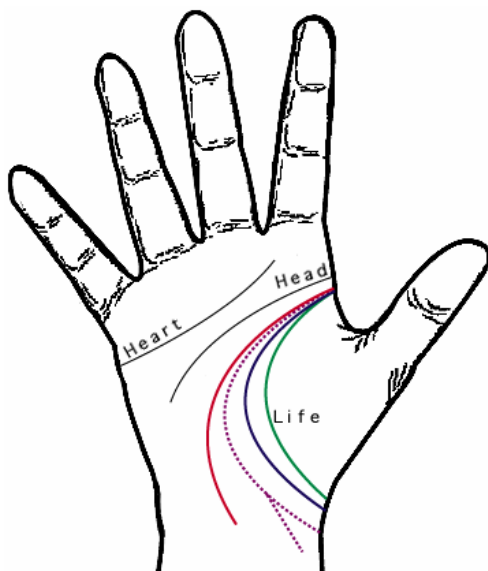
If the Head Line touches the Life Line at the start, it means the person is cautious. They like to test the water before jumping in. If the Head Line is separated, but still close to the Life Line, it's an indication of a confident person who's been an independent thinker all their life.

The further away the Head Line starts from the Life Line, the more independent the person will be. If it starts from the Mount of Jupiter (the mount at the base of the first finger) it's an indication of someone who's extremely ambitious and won't allow anyone or anything to get in the way of their path to the top.

If the Head Line starts inside the Life Line, it's an indication of lack of confidence, probably due to family matters in that person's early years.

If the Head Line starts, attached to the Life Line and remains joined for some distance, it shows that the family influence was so strong that the person was not able (or was not willing) to make decisions on their own.

THE LIFE LINE



The Life Line (coloured lines)

The Life Line is the line that encircles the thumb, starting from the edge of the palm on the side of the first finger going in a semi-circle around the mound at the base of the thumb. Like the other lines it should be clear and well marked.

The Life Line is the one everyone thinks they know! I don't know how many times people have come to me and said:

“My Peter has a very short life line. Does that mean he'll die young?”

Many children do have short life lines, but this line lengthens as they grow.

It's really impossible to tell when someone will die, simply by looking at the life line. Several other factors are also involved. Moreover, it's inexcusable for any palmist to tell someone when they're going to die, as their prediction could become a self-fulfilling prophecy.

I know a woman who was told, at sixteen, that she would die at the age of fifty. For years before she reached fifty, she worried about the prediction. Finally, on her fifty first birthday, she felt relieved.

Fortunately, she's still very much alive, but she experienced years of needless stress and anxiety. Even though many other psychics, myself included, assured her the first reading was wrong, she still went through years of agony.

So if you think you see some indication of illness or even death in the palm of your clients, please do not tell the client. Tell the client positive things about themselves. Give them hope for the future. Remember, the hands are constantly changing. What you read today, could be very different from what you read a year from now.

I never tell anyone when they are going to die, even if the date seems obvious to me. I urge you to do the same. After all, the hands can change and nullify your prediction.

A short Life Line does not indicate a short life, just as a long Life Line does not guarantee a long life. You will find some people with all three main lines(Life, Head and Heart) short.

The life line is the first line that is formed on the palm and appears by the time the human embryo is eight weeks old. This line is quickly followed by the Heart line and the Head line. It's interesting to note that these lines appear before the baby is able to make any movements. This means they are not merely "flexure" lines caused by bending the hand, as some critics of palm reading claim.

The Life Line is a measure of a person's vitality and interest in life. It is a picture of the person's life force and reflects the quality of life. It also shows how much energy and strength the person has.

Ideally, it should come as far across the palm as possible, as the area encircled by this line (the Mount of Venus) indicates the amount of energy and stamina the person has. Someone with a Life line that hugs the thumb, will be listless, lethargic and lacking energy. Conversely, someone with a life line that comes well across the palm, will have plenty of energy and will be more vibrant and enthusiastic about life.

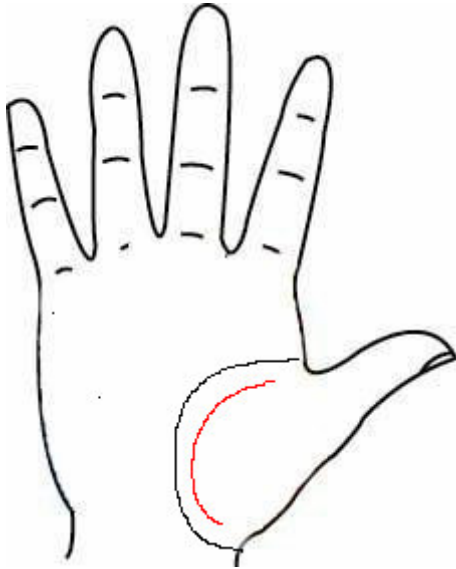
If the Life Line hugs the thumb you might say:

“At times you don't have as much energy as you'd like. You need to make sure you get enough rest and relaxation. Pay some attention to physical fitness and your stamina will increase.”

Opposite to what could be said to someone with a Life Line that comes well across the palm:

“You have plenty of stamina and energy. If you're doing something you enjoy, you could go on indefinitely. You enjoy doing physical activities, and when you get tired, you sleep it off very quickly and wake up ready to start again.”

The Sister Line



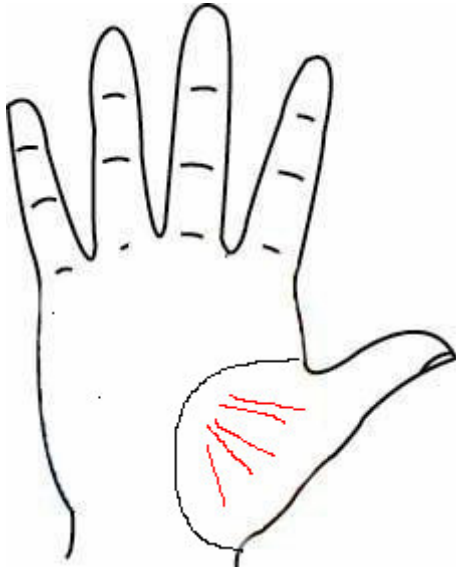
The Sister Line (red)

A lot of people have a fine line inside and parallel to the Life Line. It's usually found near the start of the Life Line, but can appear anywhere.

Some fortunate people have it all through their lives, giving the impression of having two Life Lines. This line is called the Sister Line, as it's a "sister" to the Life Line.

The Sister Line indicates protection. I know a lady who survived a major bus accident where almost everyone else died. She has a very strong Sister Line in her palm. This line is always a fortunate thing to find on a hand. If it is found near the end of the Life line, it indicates someone who will be physically active in his or her old age.

Worry lines



Worry Lines (red)

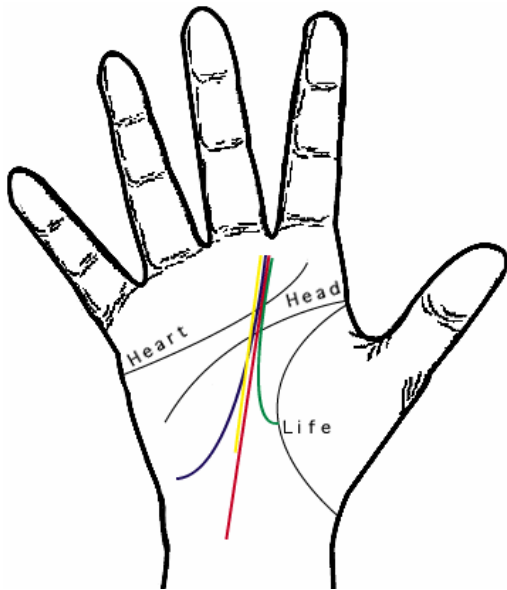
A large number of people have fine lines radiating from the base of the thumb towards. Sometimes these lines even cross the Life line. These fine lines are called worry lines. You'll find many hands with plenty of these!

A person with hundreds of these fine lines is someone who worries about everything. If you only find a few lines, this indicates the times when the person had something serious to worry about.

You will also find some people with none of these fine lines. These people never worry about anything, but you can bet that their partner has hundreds of lines!

If the lines cross the Life line, it's an indication of serious worry that has or could affect the person's health. If this is the person's future I will tell them about it, and try and encourage them to learn meditation or self-hypnosis to help them control their worry.

THE DESTINY LINE



The Destiny Line (red)

So far we've covered lines that are found on everyone's hands. From here on, we'll be covering lines that not everyone has.

The Destiny Line is the line that runs down the hand somewhere near the middle of the palm, starting near the wrist and running towards the fingers. It's complicated because it can start anywhere near the base of the palm. However, it usually starts somewhere in the middle of the palm, close to the wrist, and heads towards the Saturn (second) finger.

In the past, palmists believed that a long Destiny Line was an indication of great success. This is certainly not the case. Someone with a long Destiny line but no motivation is not going to get very far. Beggars in India often have long destiny lines, and it simply means that they have followed this particular career all their lives.

The Destiny line is also a sign of good fortune. People with it seem to be protected. They're able to avoid the pitfalls that people without one encounter. They usually manage to do the right thing, almost as if they are being guided to make the correct decision.

Absence of a Destiny line

Someone without a Destiny line may have a varied, interesting life, but will certainly never be driven to succeed in any specific field. He or she will be like a ship without a rudder, buffeted first one way, then another. The absence of a Destiny line is often found in the palms of misfits, criminals, and people who overindulge in alcohol or drugs.

Many years ago, in London, I read the palm of a wealthy self-made businessman and discovered he did not have a Destiny line. It turned out that he made his money by buying and selling. He purchased anything he could get cheaply and resell at a profit. One week he might be selling computers, the next week clothing. He was very successful, because he seized every opportunity he found, rather than following a specific career.

Starting positions

If the Destiny Line is attached to, or inside, the Life line, it denotes a strong family environment as the person was growing up. You could say:

“Your Destiny Line starts inside your Life Line. When you were growing up, a family member had a strong influence on you. This person gave you a strong sense of right and wrong, and this influence remains with you always.”

If the line starts away from the Life Line, nearer the centre of the hand, it denotes a more independent start in life. This could be an indication of a family that was not close. It may indicate your client went to a boarding school, or is an orphan. You might say to your client:

“You have always liked to be a bit independent, right from the day you were born. You prefer to do things your way, and don’t like being hemmed in or restricted.”

If the destiny line starts further than halfway across the palm, the independence is emphasized even more. Someone with their Destiny line starting here is likely to enjoy a career dealing with the public.

If the Destiny Line starts almost on the wrist, the person will have decided what they want to do and where they want to go, very early in life. My doctor's Destiny Line is like this. He decided to study medicine as a very young child. When he left school, he went straight to university and then on to a career as a doctor. People like this are very fortunate. I have met plenty of retired people who never quite found out what they wanted to do with their lives!

Double Destiny line

You will find some people with more than one Destiny Line. This will be a fine line on the thumb side of the Destiny Line. It indicates a time when the person was doing more than one important thing at a time. It may be an important career and an equally important hobby. It could be someone following up a career, but being just as involved with home and family. It could also indicate a "Jack-of-all-trades", someone who likes doing lots of different things at the same time.

Ending positions

Where the Destiny line ends is also important. If it curves slightly and ends directly under the first finger, it shows an interest in politics, philosophy and sometimes law. This is an unusual ending position.

The most common ending position is either under the second finger or between the second and third fingers. This denotes someone who follows a fairly orthodox type of career. It could indicate someone in banking, teaching, a trade of some sort, a business person, or any of the more typical type of occupations.

If it ends below the third finger, it denotes a person involved in some form of creativity. It could indicate the person is an artist, musician, interior decorator, or any other creative career. I recently read the palm of a florist, and she had a very well defined Destiny Line which almost touched her third finger.

Occasionally, you will find a Destiny line that comes right across the palm and ends under the little finger. This person is a born communicator and could be involved in any career utilizing his or her skills in this area. He or she may be an entertainer or sales person.

Some years ago I read the palm of an auctioneer with this type of Destiny Line. Interestingly enough, he was a poor communicator in daily life, but in front of a crowd as an auctioneer, he could really perform and sell!

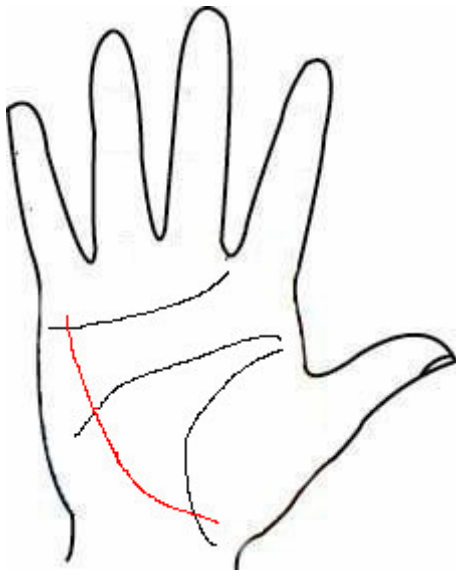
MINOR LINES

As well as the four major lines, the Heart Line, the Head Line, the Life Line and the Destiny Line, there are a number of minor lines that need to be looked at. We do not read every line on the average hand, though, as many small lines are caused by nervous tension.

Someone who is high-strung and nervous will have more lines on his or her palm than someone who “goes with the flow.” Consequently, when we see a hand that is completely covered with a multitude of fine lines, we know that person is high strung and full of nervous energy.

You will also see hands with very few lines. These belong to people who do not worry unnecessarily and are basically easy-going.

Hepatica



The Hepatica (red)

The Hepatica, or Health Line, runs diagonally across the palm from inside the Life Line to near the start of the Heart Line. Oddly enough, it's an excellent sign not to have this line. People without the Hepatica have exceptionally good health and rarely even get a cold. The absence of this line indicates a good constitution and little stress.

If the line is present, it will probably be quite obvious. This is an indication that the owner pays attention to his own physical well-being and enjoys good health.

If the Hepatica is clear and runs all the way from the Life Line to the Mount of Mercury (the mount below the little finger), it is an indication of longevity. Someone with this line will pay attention to health matters when necessary and will easily outlive most of his or her contemporaries.

A Health line that varies in quality indicates periods of ill-health. This need not be a specific illness. The person may simply have periods of poor health.

If the health line has islands on it, or is faint and indistinct, it is a sign of health problems. Usually, these can be timed by looking at the

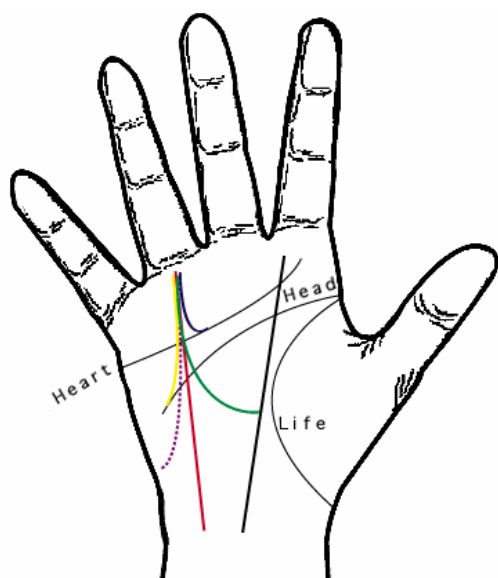
quality of the Life Line. Islands can be an indication of problems with the digestive system. I have seen the quality of Health Lines improve enormously simply from a change in diet.

Breaks in the Health line relate to periods of ill-health. A health line comprised of a series of tiny lines arranged in step-like formation is an indication of lack of energy and stamina.

A star on the Health line, particularly when sited close to the head line, is an indication of sterility, or problems during childbirth.

A square on the Health line is a protection for the period indicated. It is an extremely fortunate marking, indicating a complete recovery from the health problem.

The Sun line



The Sun Line (red)

The Sun Line grants its possessors confidence, charm and the potential for great success in the chosen area. Fame is a distinct possibility. This line is also known as the Apollo line. William Benham called it the “line of capability” as everyone with it is capable of great achievement.

The presence of a Sun Line does not guarantee success in every sphere of life, however. It usually relates to career. Consequently, someone with this line would be likely to enjoy an extremely successful, rewarding career. However, at the same time the person's home and family life may be a dismal failure.

The Sun Line runs parallel to the Destiny Line. Ideally, it should start close to the wrist and end beneath the third finger. This is very rare, however. Most Sun lines are short and start near the head line and run towards the third finger. If the Sun Line starts near the wrist but is very short, it shows the person had a brilliant start in his or her career, but was not able to maintain the momentum.

A strong Sun Line running clear and unmarked up the palm would indicate a life singularly free of problems and obstacles. Life is not usually like that, so people with a Sun Line almost always have defects on them.

An island on the Sun Line is an indication of scandal or loss of reputation. It's important to remember that the Sun Line offers the potential of great success, but does not show the field of activity. A master criminal could have a Sun Line, indicating success in crime. Usually, though, people with a Sun Line are honest.

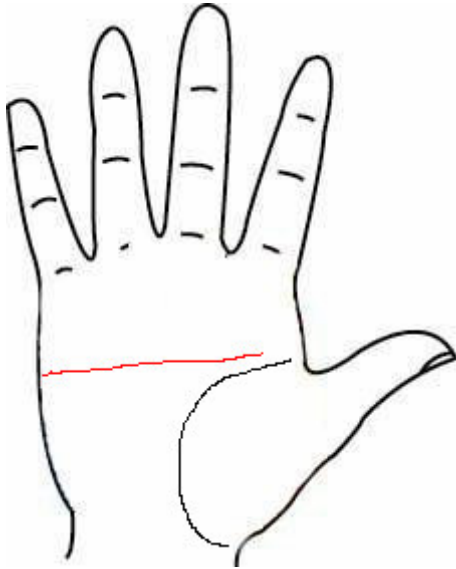
A cross on the Sun Line is an indication of financial loss or disappointment. If the Sun Line carries on beyond the cross it shows that the person recovers from the setback and carries on with a successful career.

A break in the Sun line indicates a period where the person was not fully appreciated or recognized for his or her contributions.

Many breaks are an indication of great versatility, but the person is likely to spread his or her interests over too great an area. People with this are likely to lose interest in ventures just as they are about to succeed.

A square on the Sun line is always a protection and helps the person preserve his or her good name. It protects the person from jealousy and malicious gossip.

The Simian Crease



The Simian Crease (red)

The Simian Crease occurs when the Head Line and the Heart Line combine to form one single line running across the palm. You will find it frequently on one hand and very rarely on both.

People with this line can be extremely obstinate and have difficulties in relating to others. They are single-minded, highly tenacious and have highly complex, intense emotions.

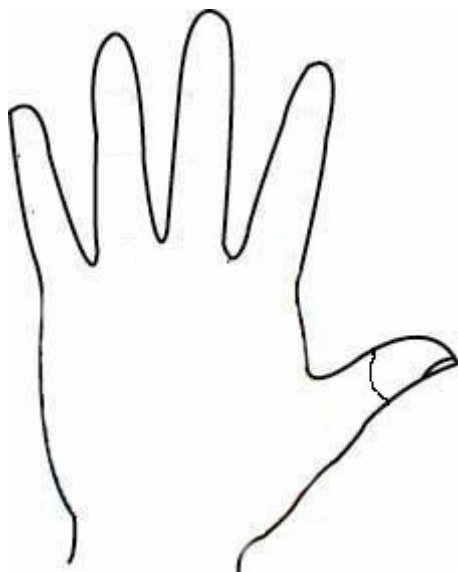
They are very reasonable when discussing an issue, but once their minds have been made up, they will refuse to discuss the matter further.

If this line is found on the minor hand, the person will have had a sheltered upbringing and will dislike responsibility. He or she will have one major interest in life and will pursue it with enormous intensity.

If this line is found on the major hand, the person will be single-minded and have strong physical appetites. He or she will find it hard to relax and is likely to be a high achiever.

If the Simian crease is found on both hands the person will go his or her own way requiring little input from others. He or she will be stubborn and unyielding. On a coarse hand, with no positive indications, the person could become involved in criminal activity. If there are positive indications on the palm, the person will focus his or her energies into progressing in a career, competing in sports, or other physical activities.

THE THUMB



The Thumb's 2 phalanges

The thumb plays an important role in palmistry. I have seen palmists in India doing most of their readings from an analysis of their clients' thumbs. There is a good reason for this. The thumb can provide a great deal of useful information about the person's character. For instance, it can tell us how the person will make decisions and how they will follow through.

Humanity is the only animal blessed with opposing thumbs. Chimpanzees come close, but their thumbs are very primitive compared to ours.

A unique feature of our thumbs is the Radial Nerve which is made from the same nerve fibre as the middle of our brains. This nerve fibre also runs through our spinal columns.

This Radial Nerve is responsible for our superior reasoning capabilities that separates us from the rest of the animal kingdom.

Length of the Thumb

The larger the thumb, the greater the degree of success. Apparently Napoleon had an extremely large thumb. It's an interesting exercise to watch people's hands on television. Often you will find actors playing roles that they could never have achieved in real life. An example of this would be someone with a small thumb playing the part of a successful business tycoon. In India, it's believed that the size of the thumb has a direct relationship with the degree of success the person will have in life.

I find this interpretation a bit too fatalistic, but there is no doubt that people with large thumbs usually reach top positions. These people are generally more motivated, ambitious and persistent than people with small thumbs.

Charlotte Wolff did a survey of the thumbs of successful individuals and found that most had thumbs of normal length. Certainly, people with long thumbs will try much harder to get what they want than people with short thumbs.

If you find someone with an extremely long thumb, they're capable of a leadership role in any situation. This person will be intelligent, decisive and have a very strong will power.

People with short thumbs are lacking in will power. They can be stubborn, though often for no apparent reason.

People with medium length thumbs (reaching at least halfway up the lowest phalange of the First finger) are fair and can stand up for themselves. They show common sense and possess reasonable will power.

If the thumb is broad, looking at it from the nail side, the person will be prepared to do whatever is necessary to get what he or she wants.

Someone with a thick thumb, will be extremely blunt and forthright. This person will be stubborn and want their own way at any cost.

Sections of the Thumb

The fingers and the thumb are divided into three sections, known as phalanges. The joints divide the fingers into three phalanges, but the thumb appears to have two sections. The Mount of Venus, which is the fleshy mound at the base of the thumb surrounded by the Life Line, is called the third phalange.

Ideally, the first and second phalanges of the thumbs should be the same length. The first phalange, containing the thumbnail, represents will power and the second phalange represents logic. Someone with first and second phalanges of the same length will possess an equal amount of logic and will power. He or she will be able to come up with a good idea and then have the necessary drive and energy to carry it out.

If the first phalange is longer than the second, the individual will have more will power than logic. This person will make plenty of mistakes but will regroup each time and carry on until he or she reaches his goal. This combination gives great determination. He or she will be prepared to work long and hard, but can also be domineering.

Most people's second phalange is longer than the first. This means there is more logic than will power. Someone with this combination will have lots of ideas, but somehow never get around to doing them. They will think, and think, and think, and then think some more. Everything is present except the motivation to act. That, of course, is why so many of us achieve only a minute fraction of what we are capable of doing. Too much analysis causes paralysis.

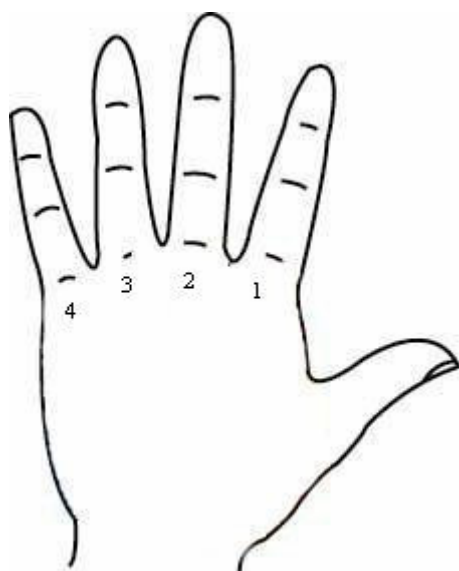
Flexibility

Thumbs are either firm or flexible. If it bends backwards from the joint it is regarded as flexible. Someone with this characteristic will be easy-going, positive and flexible. He or she will also give in under pressure, rather than create a scene.

If the thumb is stiff and does not bend back at the joint, it is classified as being firm. Someone with this type of thumb will be determined, reliable and stubborn. He or she will be unyielding and not give in under pressure.

I worked for many years as a salesman and this knowledge was very useful to me. If I was dealing with a customer with a flexible thumb I could push to make the sale. When dealing with someone with a firm thumb, I would not push, but would gently retreat and try again later. If I had tried to push the firm-thumbed clients into a sale I would not have succeeded and would have created obstacles to later success.

THE FINGERS



4. Mercury finger 3. Apollo finger 2. Saturn finger 1. Jupiter finger

After looking at the thumb, move on to the fingers. The fingers should be straight. If they curve, they are gaining support from the other fingers. This means the person is underrating themselves.

The Phalanges

The fingers are divided into three sections, known as phalanges. Ideally, each phalange should be about the same length as the other

phalanges on the same finger. If one phalange is longer than the other two, the person is using the energies of that phalange at the expense of the others. If a phalange is very short, the energy is dormant and not being utilized. In palmistry, we aim for balance.

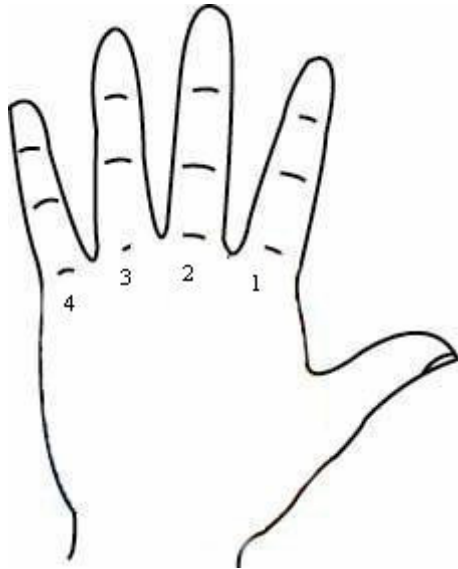
The tip phalange relates to intuition and spirituality. If all the tip phalanges are long, it shows the person will be thoughtful full of life.

The middle phalanges relate to intellect. If these phalanges are all long, the person will be good in business matters.

The base phalange relates to the material aspects of life. If this phalange is long, thick and puffy, the person will be self-indulgent and greedy. Make sure you do not mistake thick and puffy phalanges for padded, slightly spongy ones.

Padded, slightly spongy phalanges indicate the person likes good food and is usually an excellent cook. Even if this person doesn't like cooking, he or she will be above average at it and will always appreciate a well prepared, tasty meal.

THE MERCURY FINGER



4. Mercury finger

You have, no doubt, already noticed that a number of parts of the hand are named after planets. The little finger is named after the planet Mercury. In ancient times, Mercury was the winged messenger. Today, the little finger is the finger of communication. It also relates to activity and sex.

This finger should reach up to about the first joint of the third finger. If it's longer than this, communication skills are enhanced. If it's shorter, the person will have difficulty expressing his or her thoughts. If it's very short, the person will be emotionally immature, which is certain to create sexual problems.

The length of this finger is complicated. On many people, it's set low on the palm. The other three fingers may all be set in a reasonably straight line on the edge of the palm, but the little finger is set down a step. The bigger the step, the greater the ups and downs the person will experience.

When your client has this type of little finger, you can say:

“You have what is known as a dropped little finger, as it is set so much lower than the others. This means that everything will go beautifully for you for a long time, and then, all of a sudden, you will be dropped into a situation and have to climb out again. It means learning the hard way, learning through experience.”

Like all the other fingers, the Mercury finger should be straight. This shows that the person is basically honest. If it is bent, or even slightly twisted in appearance, it's an indication of potential dishonesty. I have noticed this formation on the hands of a number of money changers in India. When I see this on a hand, I always advise the person to be very careful and honest in all financial dealings.

The Phalanges

Now we look at the relative lengths of the three phalanges. The tip phalange governs verbal communication and is by far the longest on most people's hands. People with long tip phalanges on the little finger express themselves best by talking. It's a very desirable quality for sales people, radio and television announcers, teachers or anyone whose career involves a large amount of speaking.

If the tip phalange is short, the person will find it hard to learn and will have major problems in expressing him or herself.

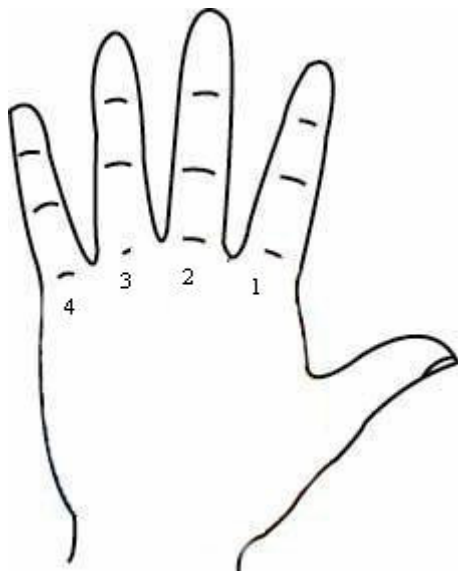
Frequently, the second phalange is very small. This phalange governs written communication. People with very small second phalanges will do anything to avoid putting their thoughts on paper. People with large second phalanges usually enjoy expressing themselves in this way.

You will find a good sized second phalange on writers and people who enjoy writing letters or email. You'll also find this larger phalange on people who can explain something more easily by writing it down rather than verbally describing it. Often these people are aware that they have ability in this area, but do nothing to develop it.

A good sized second phalange also shows that the person can start something and then carry it through to fruition without losing interest halfway through. Conversely, if this section is very small, the person will have a lack of organizational skills.

The third, or base, phalange relates to the material world, specifically money. If this phalange is the largest, the person will love money for money's sake. This individual will be highly persuasive and also be prepared to bend the truth when it suits his or her needs.

THE APOLLO FINGER



3. The Apollo finger

The third finger is called the “Apollo” or “Sun” finger. It represents beauty and creativity. This finger should reach halfway up the fingernail of the Saturn (second) finger and be about the same length as the Jupiter (first) finger. If it's longer than this, the person will be highly creative. A long Apollo finger is often related to gambling. This can be expressed by taking chances, rather than actual gambling at cards or horses.

The Phalanges

Most people have phalanges of about equal length on the Apollo finger. They appreciate nice things with comfortable, pleasant surroundings.

If the tip phalange is longer than the other two phalanges, it shows someone with high ideals and beautiful thoughts. It can also indicate creative ability. You will have to look at other factors to confirm this. Take another look at the Head Line to confirm this creativity. As often as possible, find points of agreement on the palm before making bold pronouncements. People are highly complex and something may be indicated on one part of the hand but have its direct opposite shown somewhere else. If you are aware of this contradiction before you speak, you can modify it.

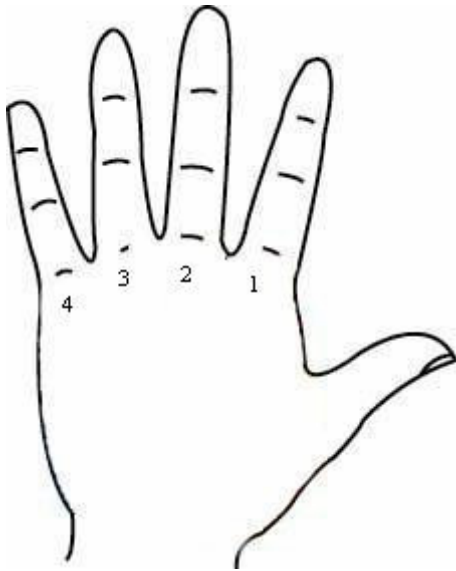
“At times you’re...but at other times, you’re...”

The second phalange is frequently longer than the first. This shows the person has extremely good taste. Interior decorators often have long second phalanges.

Someone with a long second phalange will possess originality and will apply it with good common sense. Someone with a good tip on the Mercury finger, denoting verbal skills, plus a good second phalange on the Apollo finger (good taste) would be extremely good at selling things he or she personally finds attractive. You often find this combination in antique dealers. They like antiques and are good at selling them.

The base phalange is least likely to be the longest. If it is, it shows that the person has a materialistic approach to life with little feeling for beauty and aesthetic values. These people will want to achieve success in the material world and then surround themselves with extravagant clothes and possessions to make a good show. The emphasis is on comfort and pleasure.

THE SATURN FINGER



2. The Saturn finger

The second finger is known as the Saturn finger. It governs common sense, restrictions and restraint. It also relates to duty and service. This finger is named after Saturn, a rather aloof and gloomy god who gave his name to “saturnine”. If this finger is the strongest finger on the hand, the person will be extremely saturnine and his or her intellect would always rule over emotion.

This should be the longest finger on the hand. If it's too long, in relation to the other fingers, the person will find it hard to fit in with others and will prefer being on their own. He or she will be aloof and unsociable. If this finger is short, the person will be careless and lack a sense of responsibility. Most people have Saturn fingers that are neither long nor short.

The Phalanges

As with the other fingers, the three phalanges should all be equal in size.

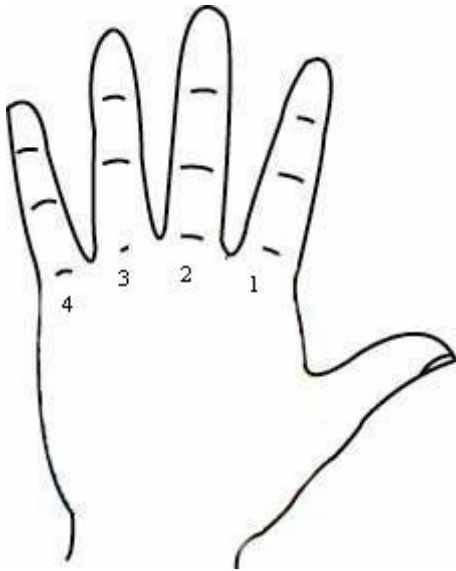
If the tip phalange is the longest, the person will be intellectual and interested in spirituality. This person will be proud of his or her intellect and may consider him- or herself superior. He or she will also be cautious and prudent. If this tip is extremely long, the person will have a negative approach to everything and be a sad, melancholy individual.

If the middle phalange is the longest, the person will be a good organizer and enjoy performing work that is highly involved or detailed. If the finger is smooth, a long second phalange gives a strong interest in the occult.

If the middle phalange is very short compared to the others, the person will waste a lot of time and not enjoy learning. He or she will be an ignoramus.

A long base phalange gives an interest in agriculture. You will find this on farmers, keen gardeners and people who love working on the land.

THE JUPITER FINGER



1. The Jupiter finger

The first finger is named after the planet Jupiter, which in turn is named after the king of the gods. It denotes drive, ambition, leadership qualities and the ego.

Length

The Jupiter finger should reach between half and two-thirds of the way up the tip phalange of the second finger. Ideally, it should be about the same length as the Apollo finger. If it is longer, it gives the person drive and ambition. People with a long Jupiter finger are determined to get what they want and keep on working at it until they succeed. The only disadvantage of this, is these people often do not know when to stop. In extreme cases, these people can drive themselves to an early grave. If the Jupiter finger is very long compared to the Apollo finger, it can indicate egotism.

If the Jupiter finger is the same length as the Apollo finger it means the person is moderately ambitious and will work hard for what he or

she wants, but also knows when to stop and relax. This person will be realistic in assessing his or her abilities.

It's not always easy to determine the relative lengths of the fingers from the palm side of the hand. As mentioned earlier, it is often better to assess the relative lengths of the Jupiter and Apollo fingers by turning the hand over and comparing them from the back of the hand.

When the Jupiter finger is shorter than the Apollo, it is an indication of lack of confidence early on in life. If this finger is very short, it indicates someone who is timid, quiet and scared of life.

Curved Jupiter finger

If this finger curves towards the Saturn finger, the person will be self-centred and need constant encouragement. This relates to low self-esteem and lack of confidence.

Phalanges

As with the other fingers the three phalanges should be reasonably equal in length.

If the tip phalange is the longest, the person will have religious or philosophical interests and have a strong sense of dignity. They are likely to work in a field involving personal contact. Members of the clergy are a good example as they're usually religious and work with people.

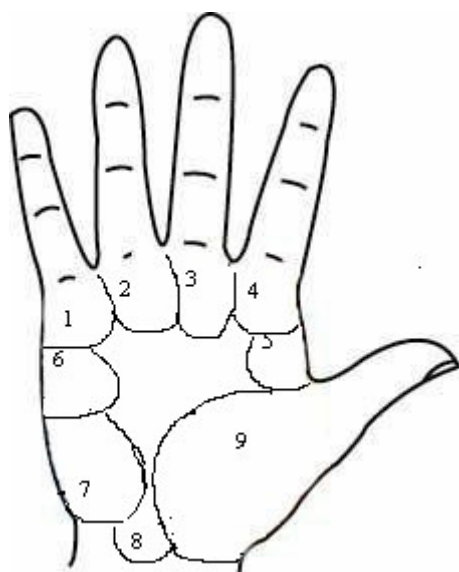
If the middle phalange is longest, the person will be intelligent, practical and have a positive approach towards his or her goals in life.

The base phalange is more likely to be larger than the others. If this is the case, the person will be interested in philosophy and religion. You could say:

“You will gradually build up a strong faith or philosophy. It may or may not be a church type of religion, but whatever it is, it will play an increasingly strong role in your life.”

If the base phalange is the shortest, the person will have a low self esteem and be free of great ambitions. People with a short base phalange are happiest left to themselves, pursuing their own modest dreams.

THE MOUNTS



- | | | | | |
|---------------|-----------|------------|------------|---------------|
| 1. Mercury | 2. Apollo | 3. Saturn | 4. Jupiter | 5. Inner Mars |
| 6. Outer Mars | 7. Lunar | 8. Neptune | 9. Venus | |

The mounts are small mounds on the surface of the palm. They relate to potential energy and activities the person enjoys doing. Consequently, they are very useful in vocational guidance.

The mounts can be read for both quality and quantity. If the mount is high, the person will be energetic and active in the specific area related to that mount. They will be prepared to put physical energy into the qualities the mount indicates. If the mount is wide, it shows the potential of the mind. Ideally, we look for high, wide mounts.

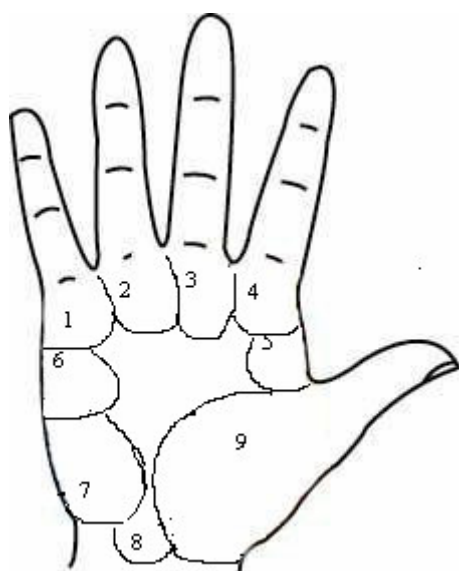
First of all, look at all the mounts to find which one predominates on the person's palm. Once you find what appears to be the main mount, press on it and see how firm it is. If the mount is firm, the person will be making use of knowledge he or she has learned. If the mount is soft, the person will have gained knowledge that is not being utilized.

You will sometimes find hands where all of the mounts seem to be equally strong. Someone with hands like this will have a great deal of drive and ambition and be confident of achieving their goals. A palm like this is sometimes known as a “lucky hand”.

You will also find hands where it’s hard to detect any of the mounts. Someone with hands like this will be lacking in confidence and unsure of his or her ability to succeed. If the hand is firm to the touch, he or she can achieve their goals, but will have to work much harder than someone with strongly visible mounts.

The first four mounts are at the base of the fingers and the other four are in different parts on the hand. Each of the finger mounts has a central apex, which is a triangular skin ridge pattern similar to fingerprints. You may need a magnifying glass to determine the apex in many mounts. If the apex is sited directly under the middle of the finger, it is a sign that this mount is the most important in the hand. If two or more mounts have centrally sited apexes, each mount is of equal importance.

The Mount of Jupiter



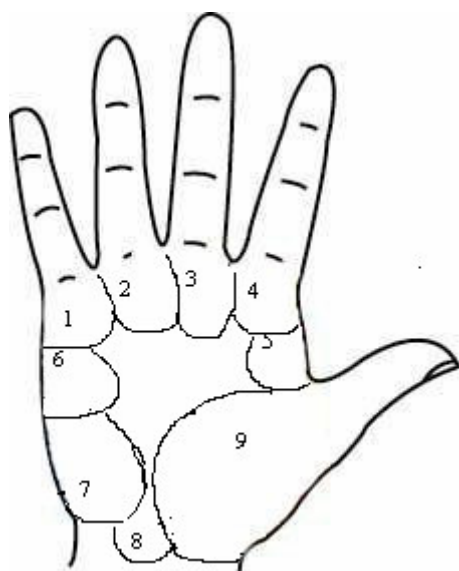
4 The Mount of Jupiter

This mount is found at the base of the first finger. If it is well sited and wide as well as high, the person will be a natural leader, someone who

can walk into any situation and immediately take charge. This person will be intelligent, show initiative and have plenty of self-esteem. He or she will be ambitious and prepared to work hard to achieve his or her goals. A strong Jupiter mount is found on the hands of many people in public life, and also in charismatic religious leaders.

If this mount is high, but spongy rather than firm, the person will be vain and proud. They will enjoy showing off and asserting themselves. They could overindulge in a number of areas. Food is likely to be one of them.

The Mount of Saturn



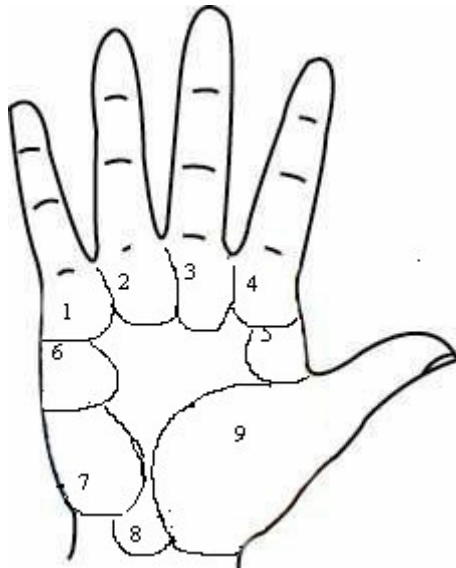
3. The Mount of Saturn

This mount is found beneath the Saturn finger. If it is well developed the person will have a saturnine approach to life. He or she will be responsible and hard-working yet tend to be gloomy and solitary. This person will enjoy work that is detailed and can be done on their own with little input from others. This person is usually loved by others, but he or she will find it difficult to express affection and love in return.

If this mount is wide and spongy to the touch, it is an indication of someone who enjoys wallowing in morbid fantasies.

In practice, this is the mount least likely to be dominant in the hand. Most people have a flat area under the Saturn finger. This means they do not possess the negative traits associated with the mount.

The Mount of Apollo



2. The Mount of Apollo

This mount is found at the base of the Apollo finger. It provides a measure of the person's outlook on success, happiness and beauty.

A well-developed mount gives enthusiasm, aesthetic tastes and skill in dealing with others. They will have good taste and will appreciate beautiful things.

Success is viewed purely in financial terms by many people, and someone with a well developed Mount of Apollo will be shrewd in assessing money making opportunities.

People with a well-developed Apollo mount are adaptable and versatile, able to fit in to any situation and immediately make their presence felt. They're charming and easy to get along with. However, people with a strong Apollo mount have a quick temper as well. Once their annoyance fades, the outbursts are quickly forgotten, at least by them!

The main faults of a large Mount of Apollo are vanity and a tendency to exaggerate.

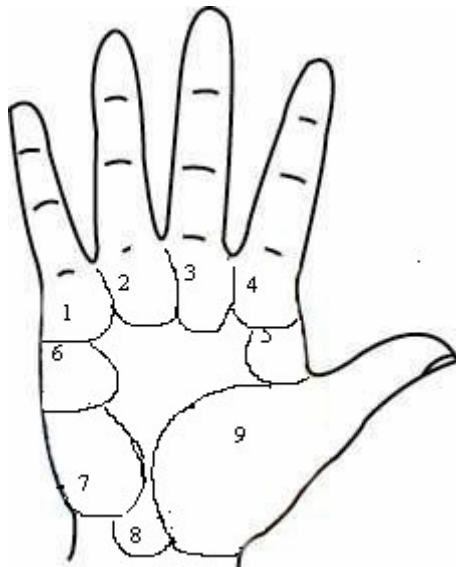
If this mount is soft and spongy the person is likely to fantasize about great success, but do little to achieve it. This person could be a connoisseur in creative fields.

If the mount is virtually non-existent, the person will be down-to-earth and practical, but will lack imagination and an appreciation of aesthetic matters.

If the Apollo mount is sited towards the Saturn finger the person is likely to be interested in composing music or writing plays, rather than performing.

If this mount is sited towards the Mercury finger, the person is likely to be interested more in performing, producing or directing. He or she could also be involved in the business side of the arts and become an impresario or theatre manager.

The Mount of Mercury



1. The Mount of Mercury

The Mount of Mercury is located under the little finger and is related to the quickness of the mind and the person's ability to think.

People with a well-developed Mercury mount are very strong mentally and are able to express themselves clearly. They're interested in what's going on in the world around them. Challenges are important to them. They enjoy competitive sports, games and business. They have inventive minds and are able to think quickly on their feet. They make good teachers, debaters, actors or orators. They are likely to enjoy arguments for the opportunities they provide for quick thinking and witty come backs.

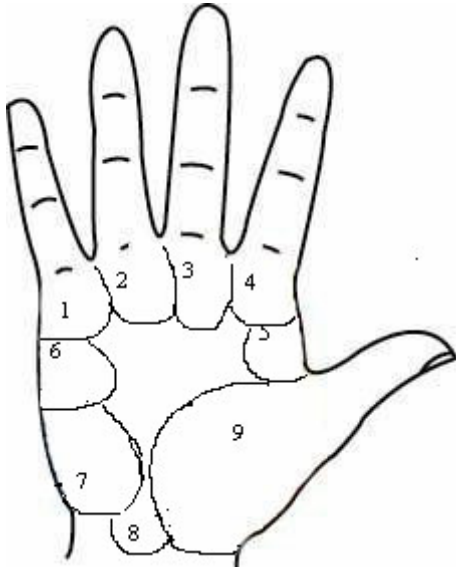
These people are affectionate and make good partners. They are easy to get along with and are devoted lovers and parents.

If this mount is undeveloped, the person is likely to be impractical and insincere. This individual could use his or her gifts of verbal expression to deceive others. An undeveloped Mount of Mercury is often found in the hands of con artists. However, it doesn't necessarily mean the person is dishonest. An undeveloped mount can mean someone with lots of thoughts and grand schemes, but no motivation to achieve them.

It's common for this mount to be sited towards the Apollo finger. This means the person has a cheerful, less serious approach towards life.

If Mercury and Apollo appear to form one large mount, the person will be highly creative and interested in examining and exploring a wide range of different subjects.

The Mount of Venus



9. The Mount of Venus

This mount is at the base of the thumb and is encircled by the Life line. This mount forms the thumb's phalange. It relates to love, affection, passion, vitality and sympathy.

If this mount is reasonably high and firm, the person will be affectionate, sympathetic and thoroughly enjoy life. He or she will be interested in love and beauty. This person will be happiest inside a good, strong relationship that involves friendship as well as love. They will be passionate and have plenty of energy and enthusiasm.

The higher the mount, the greater the passion, so this is an important factor when determining a couple's compatibility.

Conversely, the lower the mount, the less passion. Many years ago I read the palm of a middle-aged lady who had a Venus mount that was actually inverted. Before I had a chance to open my mouth, she said:

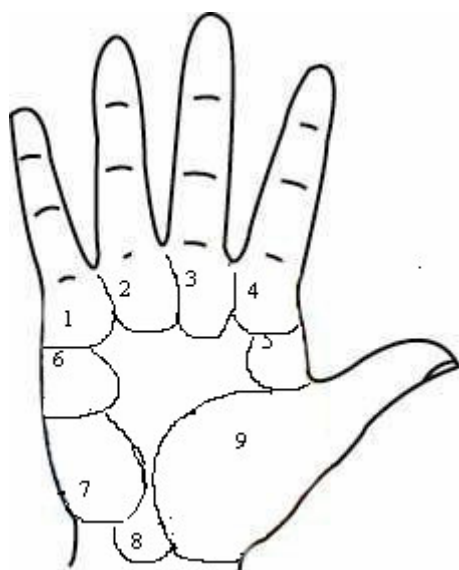
"Don't tell me I'm going to get married. I hate men!"

Her hand certainly revealed that, but it also showed that she had no love, compassion or sympathy for anyone.

The breadth of this mount is determined by the Life line. If the Life line comes well across the palm, the Mount of Venus will be large, indicating that the person will be generous in love. They will also have plenty of warmth and enthusiasm.

If the Life line hugs the thumb, the person will be cautious in every aspect of life and have very little energy or staying power.

The Mount of Mars



5. The Mount of Inner Mars

6. The Mount of Outer Mars

There are two Mounts of Mars, one on each side of the palm. They're known as inner and outer Mars.

Inner Mars lies just below the base of the thumb, inside the Life line. If the hand is folded slightly you will be able to determine the exact area from the fold of flesh created when the thumb is moved. The degree of firmness in this area indicates the amount of aggression the individual has. It shows whether the person will stand up for themselves, or run away and hide. It relates to physical courage. If the inner mount is overdeveloped, the person will be highly aggressive and argumentative. Conversely, if it is underdeveloped, the person will find it very hard to stick up for him or herself.

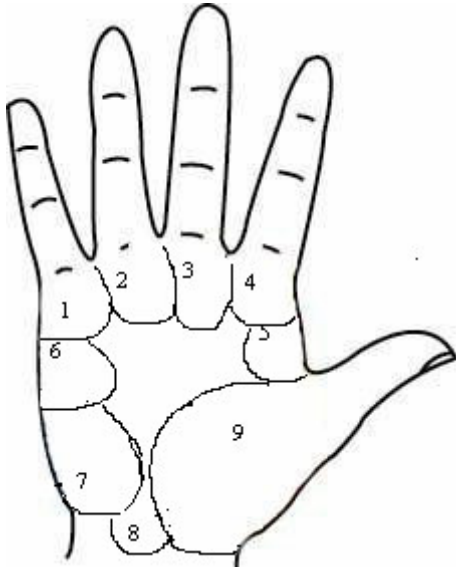
Directly across the palm from Inner Mars is the Mount of Outer Mars. This is generally between the Head and Heart Lines. Sometimes, the Head Line may finish on this mount, but the Heart line is always outside. Outer Mars governs self-control and the ability to hang on long after lesser people would have given up. Consequently, this mount is always strong on people who have survived severe adversity. It also relates to moral courage.

If either of the Mounts of Mars is strong, the person will be generous and prepared to stand up and defend their friends. They will also have great energy and staying power. Strong Mounts of Mars are a wonderful asset to people engaged in competitive sports as it gives them great energy, determination, persistence and aggression.

The area between the two Mounts of Mars is called the Plain of Mars. This area should be firm to the touch. If the two mounts of Mars are well-developed, it may appear to be sunken or hollow. You can test the firmness by pressing your thumb on the plain with your fingers supporting the back of the hand. As the Heart, Head and Destiny Lines all cross this area, it's important that it's strong. A person with a strong Plain of Mars makes use of the qualities these lines represent.

If the Plain of Mars is weak or spongy to the touch, the person will make mistakes in choosing friends, and will allow him or herself to be influenced by them, even while knowing their suggestions are wrong. You will find this in many teenagers' hands, but fortunately, with maturity this area usually firms up.

The Mount of Luna

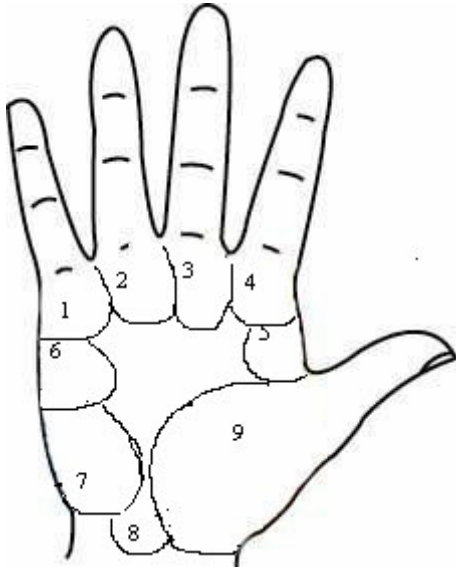


7. The Mount of Luna

The Mount of Luna lies at the base of the hand, on the side of the little finger, directly opposite the thumb. This mount rules the creative subconscious and governs imagination and creativity. It reveals the person's emotional nature.

Ideally, this mount should be firm to the touch and have a clear apex. When the apex is well-developed, the individual will have an active imagination and be interested in creative pursuits. If it's the predominant mount on the hand, the person will have a tendency to daydream and lack the necessary drive to achieve his or her grand dreams. If this is the dominant mount on a man's hand, he usually shows strong feminine qualities. A woman is inclined to be superficial and frivolous if Luna is the main mount in her hand.

The Mount of Neptune



8. The Mount of Neptune

This mount is found at the base of the hand, by the wrist, between the Luna and Venus mounts. When firm it creates a level surface on the palm where the Luna, Venus and Neptune mounts meet.

This mount relates to public speaking. It's an indication of someone who can think quickly on their feet. It's a great asset for anyone who performs for the public.

If their mount is undeveloped, the person will have difficulties in expressing their innermost feelings

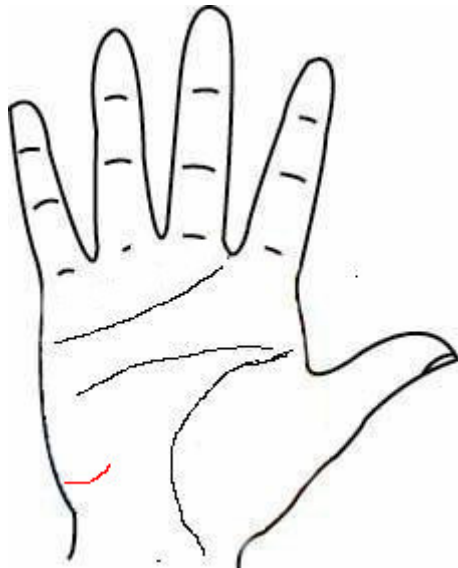
OTHER IMPORTANT FACTORS IN THE HAND

So far we've looked at the four main lines, the minor lines, the thumb and fingers and the mounts on the hand. Next, we'll look at psychic abilities, money, health, travel, romance and children. This is usually what your clients want to hear about!

Psychic Ability

I believe that we all have this talent, but not everybody chooses to do anything with it. People with latent psychic abilities will possess, at the very least, a **Line of intuition**.

Line of Intuition



The Line of Intuition (red)

This is a fine line, running from the outside of the palm, close to the wrist, in towards the middle of the palm. It's usually a very short, fine line, though you will sometimes find people with long lines of intuition.

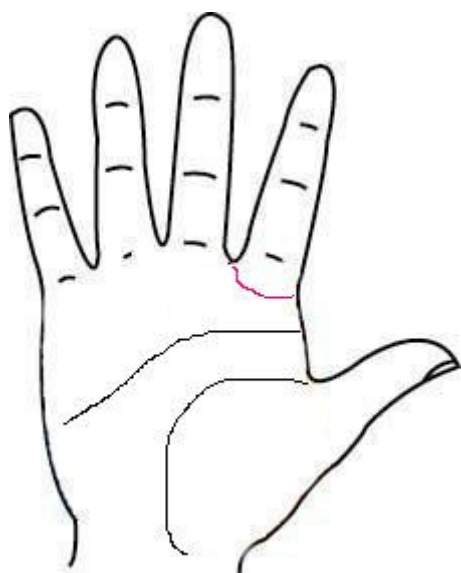
Long lines are very helpful, as we can determine how the individual can best use his or her psychic abilities. If it veers towards the Head line, the person would make a very natural psychic, or spiritual, healer. If it heads towards the Destiny line, the person would be naturally good at telepathy, clairvoyance or precognition.

This is not to say that someone with a line of intuition heading towards the Head line would not make a good clairvoyant. This person certainly could be, but their talents would more naturally gravitate towards healing.

Some people have two fine lines of intuition running parallel to each other. These people can get premonitions in their dreams. Whenever I see this I suggest the person keep a dream diary by their bed and record their dreams as soon as they wake up.

People with intuition lines are sensitive, caring and highly attuned to other people's feelings. They are invariably interested in psychic matters and are natural healers.

Normally, the intuition lines show on both hands. People with an intuition line in the minor hand are aware of their capabilities in this area, but are afraid to trust or develop this natural talent.

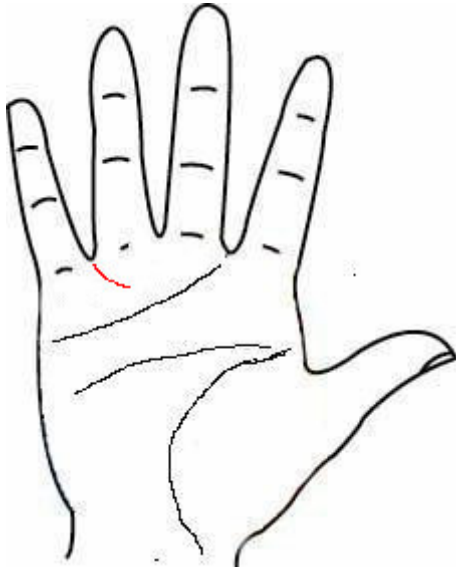


Ring of Salomon (red)

As well as the lines of intuition, we look for what is called the Ring of Solomon. This is a curve running around the Mount of Jupiter. Do not confuse this with a straight line that's often found in the same position known as the Sympathy line. People with this line have a naturally sympathetic, understanding outlook. The Ring of Solomon is curved and it gives the person an interest in the psychic world.

People with the Ring of Solomon Line of Intuition, have a good chance of developing their psychic abilities. However, people who do not have these markings quickly develop them if they become interested in psychic matters.

Money

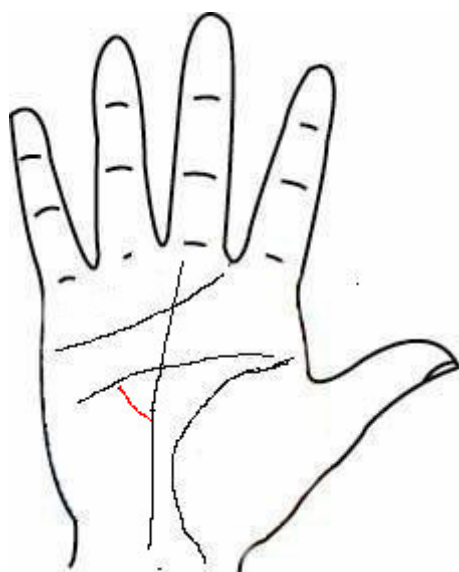


Inherited Money (red)

Inherited Money

Everybody becomes interested when you start talking about money on their palm! Inherited money is shown by a fine curving line beside the base of the Apollo finger on the side of the Mercury finger. This line simply means that the person will come into money at some stage in their life. It gives no clue as to when.

Earned Money



Earned Money (red)

Earned money is shown by a triangle formed on two sides by the crossing of the Head and Destiny Lines. Ideally, it should be a completely closed triangle as this means the person can hang on to some of the money once he or she has it. If it is partially open, it means that although money comes in, most manages to escape again. When there is no third side to the triangle, the money comes in and goes straight out again.

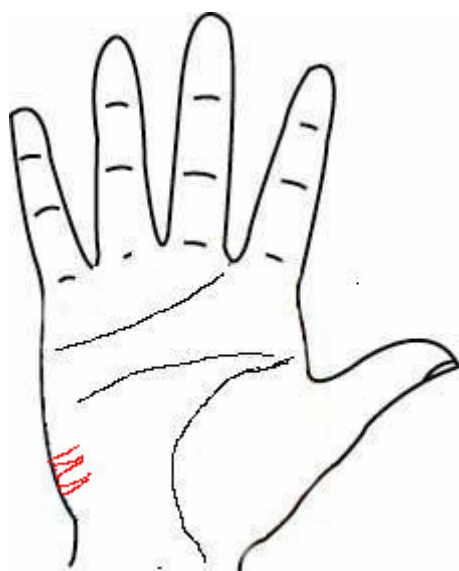
The larger the triangle, the greater the person's potential. However, do not assume that someone will become a millionaire because he or she has a large triangle. You have to look at other factors, particularly motivation, to see if this person will work hard to get it. The triangle indicates earned money, after all.

How easily the money is earned can often be discovered by the presence of a fine line running from the Life Line to one of the finger mounts. If the line ends on the Jupiter mount, the person will ultimately achieve great success in their career. This indicates honours and recognition as well as money. If it ends on the Saturn mount it will come through plain hard work. If it ends on the Apollo mount it is an indication of someone who is lucky in winning money. Finally, if

the line ends on the Mount of Mercury, it shows the money will be earned in the business or scientific world.

Lottery wins are shown by small triangles on the inside of the Life line. The Life line provides one of the sides of this triangle, and the placement of the triangle shows when the money will be won. Very few people have these, as most of us have to work for our money. Many years ago I read the palm of a young man who had three of these triangles. I commented with some amazement on this, and found he had already won one large lottery and had two more to go!

Travel



Travel Lines (red)

Travel Lines, or Restless Lines, are shown as fine lines on the percussion side (side of the hand opposite to the thumb) of the palm. You start reading these from near the wrist and they can appear all the way down to where the Heart line begins.

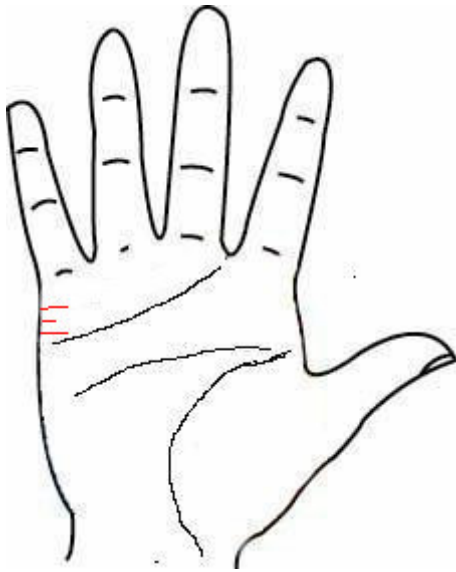
People with Travel Lines always need something to look forward to. They do not enjoy routine and love change and variety. Most people daydream and fantasize about travel to exotic locations, and these are revealed by many fine travel lines.

Some people have no travel lines at all. This does not mean that they never travel. It shows that they have no interest in travel. Other people will have what seems to be dozens of fine lines. Again, this does not mean that they will be travelling all the time. It shows that they daydream and think about travel a great deal and if the opportunity arose, they would be off somewhere at the drop of a hat.

These people usually manage to find some way of achieving this aim. However, it's not rare to find people with many of these lines who have not travelled. Circumstances have conspired to prevent these people from widening their horizons and travelling. This could be family obligations or lack of money, confidence or motivation.

A large number of people have a reasonable number of clear, well-defined travel lines. These lines indicate important trips. Someone who made her living as an airline hostess would not have every single trip shown on her hand as she is simply doing her job and travel is a necessary part of it. These trips are not important. She is likely to have a number of travel lines on her hand though, as she is certain to have an interest in travel to choose her career. These lines will indicate the important travel in her life. Usually, the first overseas trip someone does is marked very clearly. After all, only the important trips are shown.

Romance



Relationship Lines (red)

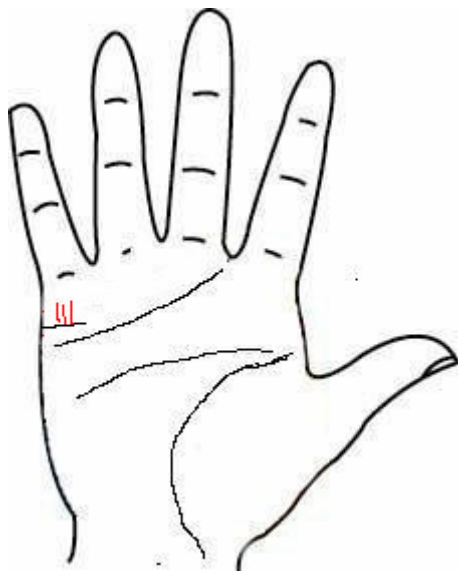
Along with the Life Line, many people are aware of fine lines on the percussion side of the palm between the base of the little finger and the heart line. These lines are commonly referred to as Marriage Lines, which is misleading. They are actually relationship lines and show the number of important relationships in a person's life. You may be surprised to hear that I have read the palms of many people who are married but have no relationship lines on their hands. This shows that the marriage is convenient and comfortable, but not a deep, loving relationship. I have never seen this occurrence on a woman's hand, but have seen it a number of times on men's.

Most people have one, two, three or even four of these Relationship Lines. They are read in order from the heart line down towards the Mercury finger. For a relationship to be permanent, the line has to come up and over the side of the hand finishing on the palm. This doesn't necessarily mean the person is married, but they are in a lasting relationship. If the line does not come over the top it means the relationship does not last.

One difficulty in reading these lines is a relationship that's strong, but is broken off and then starts again. It will show on the hand as two lines, even though it was the same person both times.

To complicate things even further, it indicates a potential relationship, not necessarily the actuality!

Children



Children Lines (red)

In the past it was possible to go to a palmist, preferably a Gypsy, to find out how many children you were going to have. The children line show a woman's potential, rather than the actual number of children she will have.

Nowadays, it's much easier to control the number of children we have. It's possible to see people with large potentials who choose not to have any children. One hundred years ago it wasn't so easy to control!

The children lines are fine lines directly under the Mercury fingers, usually attached to a relationship line, heading down towards the finger. You may need a magnifying glass to accurately count them. Nowadays, the strong, well-marked lines show a number of children the person will probably have, though this is not extremely accurate.

The strong lines are an accurate indication of the number of children the person will be close to. This could simply represent people who have strong relationships with nephews and nieces.

On a man's hand you will see only the children he is close to. Every so often you will find a man with, three children, but only two strong lines. This doesn't necessarily mean that he's not the father of one of the children. It shows that he's very close to two of them, and may not have such a strong relationship with the third.

These lines can appear very quickly. A close friend of mine could not have children of her own. She managed to adopt a baby, and within three weeks of doing so had a very proud line representing her new baby!

ROMANCE AND COMPATIBILITY

Some people seem to be natural romantics, while others appear to be romantically challenged. To determine how romantic someone is, look at the height and quality of the Mount of Venus. If the mount is high and firm, the person is a true romantic.

If the mount is high and spongy, the person will be sensual and interested primarily in satisfying their own needs. Venus shows the amount of physical energy and stamina we possess and also reveals the degree of sexuality. Someone with a firm, high mount, will have a strong sexual drive. If this person's partner has a similar mount, their sex life will be explosive.

Someone with a creative, curving Head Line will be more romantic than someone with a straight, practical, down-to-earth line. Again, though, we want balance. People with Head Lines that swoop right down into the Mount of Luna are likely to live in a world of day dream and fantasies. These people will be romantic, and in love with the idea of being in love. Unless they have some strong character traits shown elsewhere on their hands, they will always be disappointed with the realities of life and will retreat into a fantasy world where everything is perfect.

Compatibility

Compatibility is a fascinating area. I believe that most relationships can work as long as there is love and good will on both sides.

However, some relationships involve an incredible amount of work, just to keep the couple together. In some cases, one partner is doing all the work.

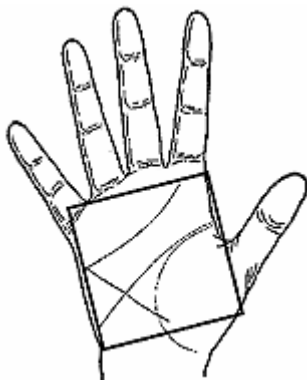
Hand Shapes



Fire



Earth



Air



Water

First, look at the hand shapes. This reveals the basic temperaments of the people involved. It's a positive sign if both people have the same type of hands. For instance, Fire and Fire are a good match since they have similar temperaments.

It's not quite as easy if the hand shapes are different. Fire and Earth do not relate well, as fire scorches earth. Fire and Air get on famously, as air fans and stimulates fire. Fire and Water are not compatible, as water puts out the fire. Earth and Air get on well, as air allows living things to grow and flourish in earth. Earth and Water also get along well, as water enables life to exist on earth. Air and Water would have a placid, unexciting relationship as both are necessary for survival, but do little for each other.

Heart Lines

Once you've determined the hand shapes, look at the ending positions of the Heart Lines. The Heart Lines should be reasonably similar on both parties' hands and should end at the same place. Bear in mind, if one partner has a chained Heart Line, they've experienced disappointments in love. This person will be cautious about a total commitment to a new relationship.

Ideally, the Heart Lines should end between the Jupiter and Saturn fingers. This shows that both people have realistic expectations. If both people have Heart Lines that end on the Mount of Jupiter, they'll be overly idealistic and have many disappointments.

If one partner has a Heart Line that ends on Jupiter, but the other partner doesn't, the relationship will be difficult. The partner with the Heart Line that ends under Jupiter will be constantly disappointed. They will dwell on their partner's imperfections.

If one person's Heart Line ends on the Mount of Saturn, they'll be selfish. It's hard to imagine a happy relationship when both partners have Heart Lines that end on Saturn.

If one person has a Mental Heart Line and the other a Physical Heart Line, check to see if they both end in a similar area. For instance, the Physical Heart Line may end between the Mount of Jupiter and the Mount of Saturn. The Mental Heart Line may end between the Jupiter and Saturn fingers. This still indicates compatibility, but the Mental Heart Line shows a more impersonal love and difficulty in expressing innermost thoughts. The partner with the Physical Heart line would want flowers, small gifts and constant reassurance that they're loved.

This partner with the Mental Heart Line would also tend to be a little detached at times. A number of compromises would have to be made by both partners in this relationship.

Thumbs

After you've assessed the shape of the hands and the quality of the Heart Lines, it's time to look at the thumbs. For compatibility, both partners' thumbs should be similar. Imagine the relationship if one person had a strong, thick, stubborn thumb and the other a small, flexible thumb. The second person would be constantly dominated by the first.

If both partners have strong, stubborn thumbs, they'll have to learn to compromise. They'll have some interesting learning experiences along the way, but ultimately will manage to adjust.

If both partners have highly flexible thumbs, they'll get along very well. Both partners will be flexible and want to please. However, they'll most likely have difficulties making important decisions.

Mount of Venus

Finally, check the Mount of Venus again. As mentioned earlier, both partners should have approximately the same size Venus Mounts. Partners with different size Venus Mounts will experience sexual frustration. A partner with the high, firm Venus Mount will have a strong sex drive, while a partner with a low, almost inverted Venus Mount, will find the occasional sexual encounter is enough. If a couple's Venus Mounts are a similar height and degree of firmness, they are likely to be sexually compatible.

TALENTS AND CAREERS

One of the most rewarding palm reading experiences I've had is helping someone find the right career. It's sad to read people's palms who are unhappy with their careers. Some people have been stuck in the same career for twenty or thirty years, but have no idea what they should be doing.

A palmist can not say: "You will be working as a clerk in an insurance company," but can tell the person the type of work they would be happier doing. Naturally, if the person enjoys their work, they'll be more successful.

It's very gratifying to read a teenager's palm that has no idea what career to pursue and help direct them towards a particular career path.

A few years ago, I had a twenty year old client who was about to start studying engineering in Sweden. After reading his palms, I realised he would be a successful business man.

After several years, he phoned me and asked me I was interested in joining his Multi Level Marketing organisation. He was now a very successful businessman and had a large number of people in his organisation. He started out as a civil engineer, but his interests turned to business. I felt extremely happy that I saw this in his palms and was able to help guide him.

Hand Shapes

The hand's shape gives us the first clue to a positive career choice. Someone with a square palm needs to be in a practical field. If this person has a good Destiny Line he or she would do well in management or business. If the palm is oblong, the person will be imaginative and will need opportunities to utilize his or her thoughts and ideas.

Air Hand



Someone with an Air Hand will be happy in a field where they can communicate with others. Radio broadcasting, television announcing, teaching and sales would all be good career choices for this person. They'll actively use the analytical side of their brain and be reliable and conscientious.

Fire Hand



Someone with a Fire Hand is more likely to be outgoing than an Air Hand. The person with a Fire Hand will use intuition to make quick decisions. He or she will need change, variety and some way to express themselves. They would be good at sales or any other career where they're left to "get on with it."

Earth Hand



If your client has an Earth Hand they'll enjoy repetitive tasks and relish practical work. This person will be reliable, honest and have hands that can think for themselves. They would be happy as a carpenter, plumber, mechanic or any field where they can use their head and hands.

Water Hand



Someone with a Water Hand will need pleasant surroundings and work that provides aesthetic pleasure. If this person is creative, they'll be able to develop this talent, but may need constant encouragement from family and friends to keep working. Suitable careers would include interior design, fashion and theatre.

THE MOUNTS

The mounts reveal what a person likes doing, so they're extremely helpful in vocational analysis.

Jupiter Mount

If the person has a strong Jupiter Mount, they'll be enthusiastic, proud, and ambitious. They'll be happy running their own business or managing someone else's. They'll do well in politics, the church, athletics or any field where their ambitions are given plenty of scope.

Saturn Mount

You won't find many palms with Saturn as the main mount. Someone with this formation will prefer to work on their own in a peaceful environment. This person will be more comfortable living in a small town instead of a big city. Consequently, they'd make a good farmer, horticulturist or landscape gardener. They may have an interest or career in mathematics or engineering. An interest in the occult could lead this person into making a living as a psychic or teacher.

Apollo Mount

If the strongest mount is the Apollo mount, the person will almost always be positive and happy. They'll have a quick mind and work hard to achieve success. This person will be creative and could have a career that uses these skills. No matter what occupation this person chooses, it will reflect their love of beauty.

Mercury Mount

Someone with a dominant Mercury Mount, will be shrewd and have good business sense. If this person is interested in science, they'll make a good doctor or scientist. Their quick thinking, ability to work hard, and exceptional speech skills make a law career a natural option. In business, they'll be innovative and hard working. They'll always be several steps ahead of the competition.

Venus Mount

If Venus is the main mount, the person will be sympathetic, understanding and full of energy. They won't take life too seriously and will always try to look on the bright side. This person would make a good retailer, as long as they like what they're selling. The most enthusiastic grocer I've ever met was a striking example of a Venusian. He adored the grocery business and considered himself fortunate to work in the field. This person would also do well in a philanthropic field, where their sympathy and sense of fair play could be used.

Mars Mount

When Mars is the dominant mount, the person will be boisterous, aggressive and courageous. They'll be adventurous and remarkably logical in dangerous situations. Naturally, this person would do well in the armed forces, police force, security, or any field offering variety and plenty of excitement.

Luna Mount

As Luna governs the imagination, someone with a dominant Luna Mount, will excel in a creative career. This person will be good with the written word, but since they lack confidence, they'll find the spoken word difficult. If they're interested in music, they may enjoy playing or composing. They could also be a good travel writer or consultant as they have a strong desire to travel.

THE FINGERS

D'Artepigny, a French army officer, was the first to devise a system for classifying palms. He was particularly interested in the fingers and noticed a striking contrast between artist's fingers and scientist's fingers.

He noticed that artists generally had smooth fingers while scientists had knotted ones. D'Artepigny was sufficiently intrigued with his discovery to carry on and become the first "modern" palmist.

Long Fingers

People with long fingers will be happiest in careers where they can immerse themselves in detail. My bank manager and my accountant both have long fingers which is great because I want them to take great care of my money!

Someone with long, tapering fingers will avoid manual work, if at all possible.

Short Fingers

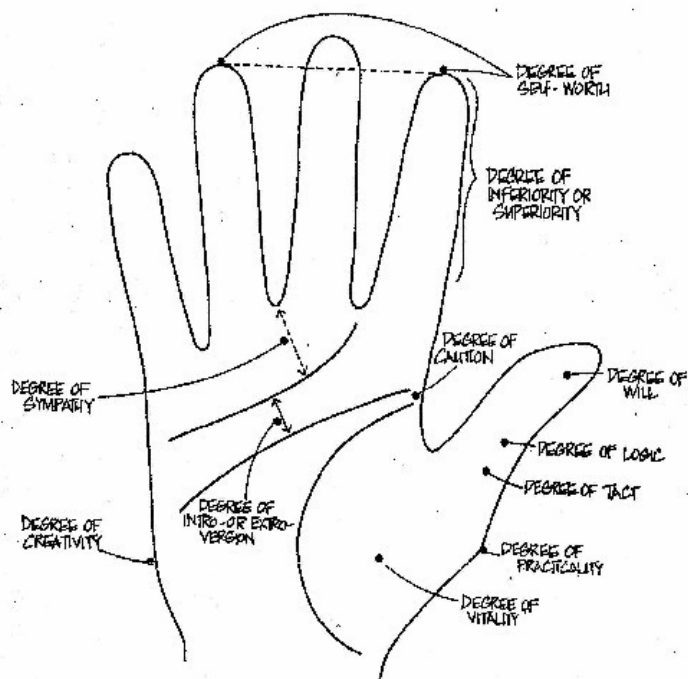
People with short, square fingers will be the opposite to long fingered people. These people enjoy a “hands-on” job. Mechanics, carpenters, and gardeners often have short fingers.

The Degrees Of The Palm

Once you become practiced at reading palms you will be able to recognize the different degrees, or qualities, at a glance. These degrees provide excellent information about a person`s character and you will find knowledge of them very useful in the daily life. For instance, if you happen to notice that someone you work with has a pronounced degree of inferiority you can then take steps to boost their self-esteem

You have already learned some of this information in previous chapters, but thinking about it in terms of “degrees” provides a different way of looking at it. Regarding different factors as degrees allows you to make quick assessments that can be very helpful in reading palms.

See illustration of the various degrees below.



Degree of Sympathy

This I determined by how far down the palm the Heart line is. The further away from the fingers it is, the more sympathetic and understanding the person will be. If the heart line hugs close to the fingers, the person will be unfeeling, unsympathetic and critical.

Degree of Extroversion

The degree of extroversion is determined by the distance between the Heart and Head lines, in what is called the quadrangle. If the heart line and head lines are close together, the person will be basically introverted. The wider the space becomes, the more outgoing and extroverted the person will be.

Degree of Vitality

The degree of vitality is determined by the breadth, height and firmness of the Mount of Venus. If the Life line is clearly marked and encircles a firm Venus in a wide arc, reaching well across the hand, the person will have plenty of energy and staying power. Conversely, if the Life line is weak and hugs close to the thumb, the person will have little energy and appear to be only half alive.

If the Mount of Venus is full, but flabby, the person will have great ideas but will never get around to doing any of them. When things go wrong, this individual will always blame others rather than him or herself.

Degree of Creativity

The degree of creativity is measured by the size of the curve of the percussion (little finger) side of the palm. As this curve is usually created by a good sized Mount of Luna, which governs the creative subconscious, a bulge on this side of the palm is an indication of creative ability. We have to look at other parts of the hand to determine how the creativity is put into use.

Degree of Caution

The degree of caution is measured by seeing if the Head and Life lines are joined at the start. If they are joined, the person will be basically cautious. If separated, he or she will be more independent. This person can also be impulsive and jump into new activity without thinking first. The more widely separated, these lines are, the more extreme the impulsiveness.

Degree of Logic

The degree of logic is determined by the size of the second phalange on the thumb. If it is longer than the first phalange, the person will like to think things out carefully before acting. If the second phalange is shorter than the nail phalange, he or she will act first and think later.

Degree of Will

Like logic, this is also measured in the thumb. If the tip phalange is longer than the second phalange, the person will act first and think later, but will also have a great drive to succeed. This person will make many mistakes along the way, but will pick him or herself up again each time and continue.

If the tip section is shorter than the second section the person will be lacking in will power. He or she may be full of wonderful ideas, but they usually stay as ideas as there is a lack of motivation and incentive to put them into practice.

Degree of Tact

The degree of tact is shown by the second phalange of the thumb. If this phalange bows inwards on both sides, creating a waisted appearance, the person will be naturally tactful and diplomatic. If the second phalange is thick and oblong in appearance the person will be lacking in tact.

Degree of Practicality

The degree of practicality the person possesses is found by looking at the size of the angle created by the outside of the thumb where it joints the palm.

This is the angle of practicality. Someone with a large bump at this point will be good with his or her hands. In fact, these hands will virtually be able to think for themselves. I always choose a plumber, builder, TV repairman or any other tradesperson by the size of his or her degree of practicality.

Degree of Self-Worth.

The degree of self-worth is measured by the length of the Jupiter finger (first finger) compared with the Apollo finger (third finger). If these fingers are equal in length the person has a good self-image and relates well in the world. If the Jupiter (first) finger is shorter than the Apollo (third) finger, the person lacked confidence early in life and is not totally sure of his or her worth. The shorter the finger is in comparison with the Apollo (third) finger, the greater the feelings of inferiority the person will carry around.

If the Jupiter (first) finger is longer than the Apollo (third) finger the person will have plenty of confidence and ambition. The longer the Jupiter finger is, however, the greater the feelings of superiority he or she has over the rest of humanity.

The Simian Crease.



The Simian crease occurs when the Head and the Heart lines combine to form one single line running across the palm. You will find it frequently on one hand and very rarely on both.

People with this line can be extremely obstinate and have difficulties in relating with others. They are single-minded, highly tenacious and have highly complex emotions.

They are very reasonable when discussing an issue, but once their minds have been made up, they will refuse to discuss the matter further.

If this line is found on the minor hand, the person will have had a sheltered upbringing and will dislike responsibility. He or she will have one major interest in life and will pursue it with enormous intensity.

If it is found on the major hand, the person will be single-minded and have strong physical appetites. He or she will find it hard to relax and is likely to be a high achiever.

If the Simian line is found on both hands the person will go his or her own way, requiring little input from others. He or she will be stubborn and unyielding. On a coarse hand, with no positive indications, the person could become involved in criminal activity. If there are positive indications on the palm the person will harness his or her

considerable energies into progressing in a career, or competing in sports or other physical activities.

A Simian crease is common in those with Down`s syndrome, though most people with it are perfectly normal and usually have a high intelligence.

Also note that without the Great Quadrangle, we have a completely closed-minded individual. Because they are so focussed on a particular thought, all else is excluded. In another possible appearance of the Simian Line, the lines of Head, Heart, and Life are all joined. All the above traits apply, but even more intensely, since there is now no distinction between the thoughts, desires, and life itself.

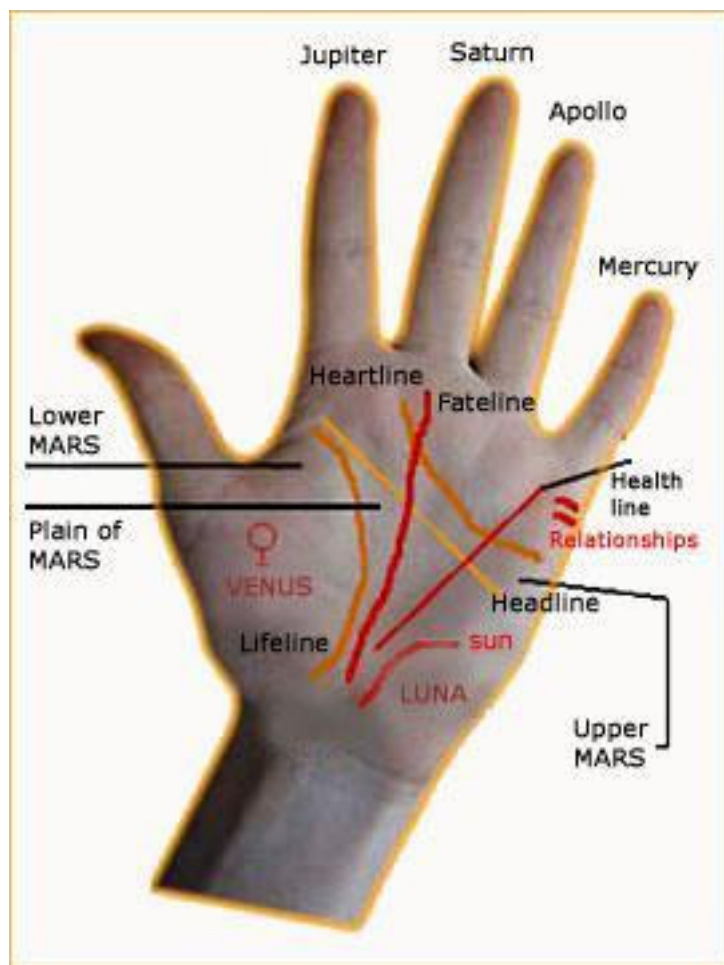
The Simian Line gives the ability to focus on one thing, absolutely, to the exclusion of all else. These people generally achieve and accomplish far more than most, developing techniques and inventions that will last for generations. They also experience far more misfortune than most, usually due to the same intensity that drives them.

This is a truly double-edged sword.

“Palmistry For Fun”



”Mr. Per” Hogseth



A shortcut to professional palmistry
by

”Mr. Per” Hogseth

www.profitablepalmistry.com
www.powerful-psychic-reading.com

mail to: pehogset@online.no

The First Steps

It is important to use a set system as that way you will give a full, logical and complete reading by always going around the hand in the same way. This means that you never forget to mention, say, money or health when you are doing the reading.

I begin by asking the person if they are right or left handed. If they are right handed I take their right hand, if left handed their left hand. I explain that this is their major hand, the hand for everyday life and that the other hand represents their imagination and inherited characteristics. (if I am wanting to obtain the person as a customer for a full palm reading, I smilingly say that this hand (the minor hand) is actually more interesting as it covers the person`s real aims and desires, rather than what they do. I say that it is a shame that I can not do justice to it now, but will happily look at their major hand. Most people are intrigued by this, so often ask at the end of the reading how they can get hold of me to do it properly, so remember to include it if you intend to do full readings. Full readings are outside the scope of this tutorial.)

I then hold their major hand gently in mine, look at it intently for a few moments and say: “You have an interesting hand.” I personally do find people`s hands interesting, so have no difficulty in saying this as if I mean it. It doesn`t mean anything, but everyone likes being told that they are interesting in some way, so it starts the reading off in the right manner.

The Heart Line

The next step is to ask the person how old they are. This is not necessary but I find it adds credibility – even though you will sometimes get unlikely answers! Once I have this information, I point to a spot on the Heart Line and say: “In that case you are right here.”

(The Heart Line is the major line running across the hands nearest the fingers.



The Hearth Line

After another pause in which I gently run a finger backwards and forwards along the heart Line from the point they are at, I say: “Well, you are not exactly at the high point of your life. It looks as if you are looking back and looking ahead, re-evaluating everything. This is a necessary part of your growth and puts you onto a slightly different level. Because of this the future is going to be more even and happier than the past”.

You can safely say the above to everyone. We are all generally looking back into the past and wondering about the future, and it is certainly nice to be told that we are going in the right direction. So far we can safely say all of the above to everyone, but at this point we have two alternatives. If the heart Line forms a gentle curve, starting at the side of the palm under the little finger and ending between the first and second finger, we have what is known as a Physical Heart Line. When I see this I say:

“You have a strong Heart Line which ends at the perfect spot between these fingers (trace the line with one of your fingers as you talk and indicate the ending). This makes for a strong, ongoing relationship that builds and grows and is still going strong in your old age. You

won't be lonely in your old age. Some people worry about this but you will have no need to:"

You will note in the above that I have not said when the relationship begins, so, even if the person has had a succession of disastrous marriages or affaires, it still holds true as it could all be in the future. It is also equally as accurate for someone who has been married 10, 20 or even 40 years. It can even be true for an elderly person who has lost their spouse after a long and happy marriage, so I can always add: "You won't be lonely because of family and friends, particularly one good friend."

The other type of Heart Line most frequently encountered is the Mental (or Humanitarian) Heart Line. This runs in a straight line right across the hand. When I see this I say:

"You have what is known as a Humanitarian Heart Line. This gives a slightly detached concern for everyone. You like people, but you need a bit of room around you at the same time. This may have made it hard for you to express your innermost feelings early in life. Fortunately, this becomes easier and easier all the way through your life. With the extra line here (indicating a small line near the end of the Heart Line) you won't be lonely in your old age, which is an indication of a strong and stable relationship that gradually builds and grows all the way through your life. It may sound funny, but ultimately you will be friends as well."

The above holds true as the so-called Mental Heart Line is called that because it gives a Mental type of sexuality to the person. This person needs the right partner, the right setting, the everything to perform properly. Someone with a Physical Heart Line might be happy in the back seat of a Volkswagen with someone picked up a few minutes earlier, but with a Mental Heart Line the person needs not only the right partner, but soft music and candlelight as well. Consequently, the Mental type person does find it hard to express his feelings – which is really about all I said in the above paragraph.

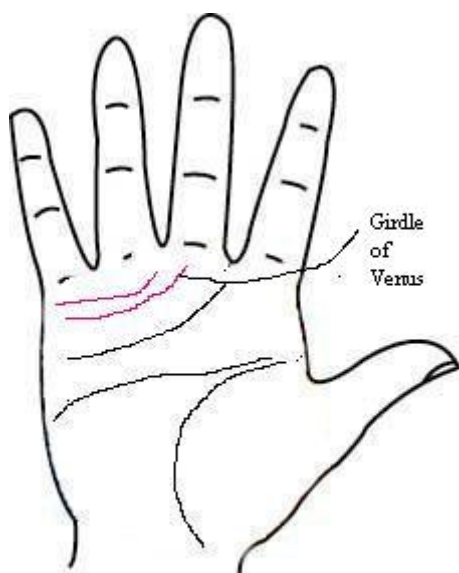
Sometimes you will find a heart Line that ends below the first finger, rather than in between the first and second fingers. This makes for an idealistic person, so I say:

“Your Heart Line ends just here under your first finger. This makes you rather idealistic at times, so you have probably been let down at times in the past. Fortunately, not too much so, you can live in this world.”

I then go on with the usual piece about the long lasting relationship as outlined under the Physical Hear Line.

If the Heart Line ends under the second finger, it indicates a selfish person who puts him or herself first, second and everywhere else. In a quick palm reading I completely ignore this and give the reading for a Physical Heart Line. However, I make a mental note of it and may slightly slant other parts of the reading because of it. It is an extremely useful clue to character, though the individual would not thank you for pointing it out to them.

The Girdle of Venus



Every so often you`ll find what is known as a Girdle of Venus on a hand. This is a line, often made up of series of disjointed small lines,

running parallel to the heart Line, between the Heart Line and the finger. This is an indication of extreme sensitivity, so when I see it, I say:

“This is known as a Girdle of Venus (indicate it with a finger, running it along it a couple of times.) It shows that you feel things very deeply. Other people may be able to hurt you at times and not even know that they have done it. Fortunately, although it will always be present, it gets more and more under control, through effort on your part., all the way through life. It is wonderful if you are doing something creative (pause here, because if they are doing something creative, you may be told, or get a positive clue through holding their hand) but it can be a hindrance in daily life.”

The Girdle of Venus is seen much more frequently in women's hands than in men's. This could indicate that women are the more sensitive sex, or possibly that they feel things more deeply. In a man's hand it could be an indication of homosexuality, though be careful, he may just be a sensitive person. If I have doubts at all about a person's sexuality, I talk in terms of relationships rather than marriages.

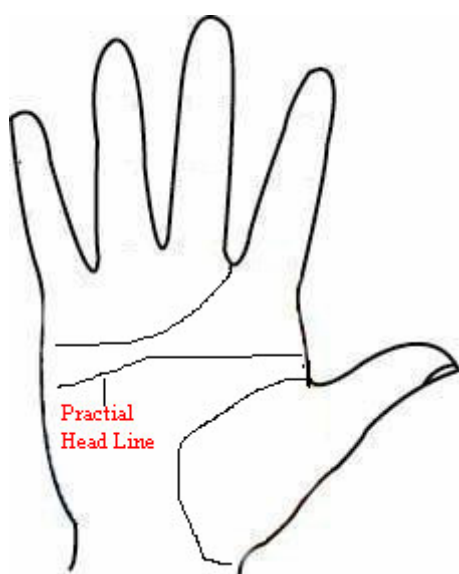
The Head Line

Now we move up a line to the head Line, which is the second major line crossing the hand (see illustration in the e-book) This is an indication of the person's mentality. Along Head Line is supposed to indicate a highly intelligent person, whilst a short line apparently indicates someone not so well blessed. In practice I have found this not 100% accurate. Someone with a short Head Line who uses his brain is invariably brighter than someone with a long Head Line who doesn't use his. However, if someone has a long Head Line I always say that the longer the Head Line is the brighter the person is, “so you must be pretty bright.” (!)

Before I start reading the Head Line I have a quick look at the length of the fingers. If they are short the individual is quick, impatient and more concerned with the overall picture than the details. I rely on a

glance to test the length. If they look short compared to the rest of the palm, they are short. If they look long, they are long. (If you want to do this properly, which is difficult in a quick reading, ask the person to close his hand and extend the fingers. If they reach more than three quarters of the way down the palm, they are classed as being long.) Although I look briefly at the fingers at this point, I do not mention them, but use the length as a help when reading the Head Line.

There are two main types of Head Lines: ones that go straight across the palm and ones that move up the palm as they go across the palm.

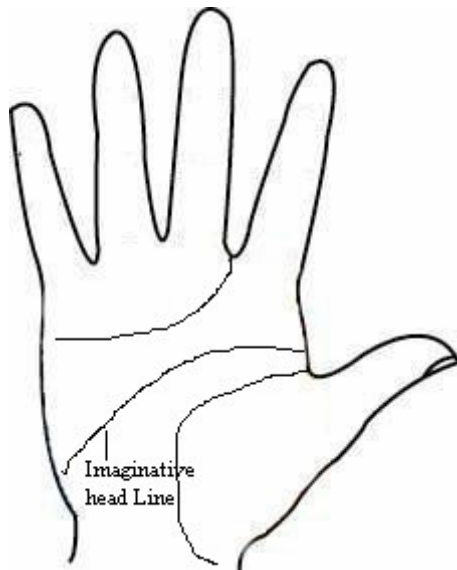


The Practical Head Line

If the Head Line goes straight across the palm, I say:

“You have a practical brain and think things through in a logical, down-to-earth manner.”

A Head Line like this belongs to a practical, unimaginative sort of person who thinks in this way, so will fit his personality.



The Imaginative/Creative Head line

If the Head Line curves upwards I say:

“You have a creative, imaginative approach to everything you do. It covers all areas of your life. It is important that whatever you do has quite a bit of variety in it, as you tend to float away otherwise.”

This type of Head Line is sometimes known as the Creative Head line or the Imaginative Head line as it ends in the area of the palm known as the Mount of Lunar, which governs the imagination, as therefore, the above will fit this person.

As a follow on from this I use the length of his fingers, still, though, outlining the person`s Head Line with a finger as I talk.

If he has short finger I say:

“You like to get things over and done with. You hate things that go on and on for ever. You might get a bit impatient with people who take all day. You are going to be busy always, in fact you`ll be just as busy in your retirement as you are now, or at any other time. You might be a bit hard to keep up with as your interests vary and you`ll probably end up knowing a little bit about hundreds of things rather than a lot about one. You`ll even be taking up new interests in the day you die,

so really you will never grow old mentally. You`ll always be your at heart.”

If he has long fingers, it is a different story:

“You like to get down to the bottom of things and work them out for yourself. Whatever work you do should have a lot to it, the more involving the better. If you take something up you take it all the way, you don` t dabble. You are very responsible and conscientious. You like the details of things and invariably try to finish what you start.”

Sometimes, just for fun, I add to either of the above:

“It`s funny, but you seem to have used your brain more once you left school rather than when you were at it. Most people do it the other way round.”

This is so much nonsense of course. I think everyone uses their brain once they have left school, but everyone nods and agrees whenever I remember to include this line.

Occasionally you will see someone with what appears to be two head Lines, one stronger than the other. When I see this I say:

“You have a double head Line. This may have given you a little bit of indecision in the past. Fortunately, you are largely out of its reach now, though it may pop up from time to time.”

Well, who isn`t even a little bit indecisive at times?

At this stage I look at the start of the head Line. It will begin either joined to the Life Line or separate from it. If it is joined, it makes for a cautious individual, so I am able to say:

“You have a fairly cautious approach to everything you do. You feel the water first. This is good as it will keep you from landing in hot water. You thinks things out before you act.”

If the Head Line starts at a distance from the Life Line I know the person is impulsive, the degree of impulsiveness being gauged from the size of the gap. When I see this, I have a useful few lines:

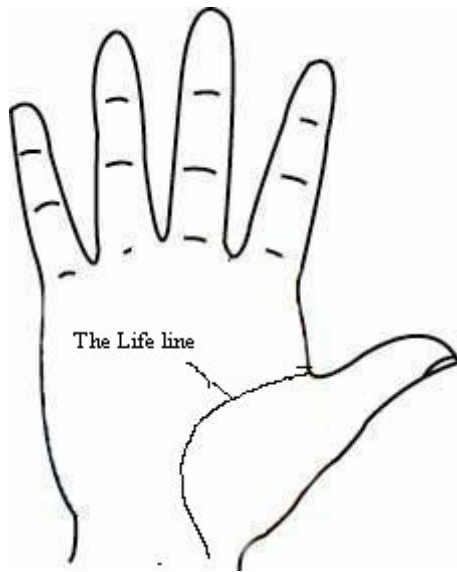
“You are inclined to be a little bit impulsive at times. You may jump in and think about it afterwards. You are also gradually becoming more and more outspoken the older you become. This is good, as even though it may get you into hot water at times, people know where they stand.”

You will notice that when I read the hand I comment that it is good regardless of whether they are cautious or impulsive. With a quick reading of this sort, the aim is to send the client away happy, so although I briefly cover ups and downs and negative traits I do it in such a way that the client goes away smiling and feeling positive.

I finish off my words about the Head Line by saying to everyone:

“You are not as trusting as you used to be. You tell people enough, but maybe not always the whole story, There are reasons for this of course.”

Obviously I can't go into the reasons, but the clients, hopefully, assumes that I know all the reasons and could elaborate if I wished. So far no one has ever asked me to, and I would be surprised if someone did, but I could always get out of it by indicating the person's past emotional ups and downs, or even say that we all become less trusting as we grow older.



The Life line

After the head Line I move on to the Life Line which is the line which goes around the raised mound at the base of the thumb. This is the one line that everyone seems to know and you will frequently be asked questions about its length.

For all practical purposes, I tell everyone that they have a good Life Line, but people will ask you questions such as: “My little boy has a Life Line that only goes half way around his thumb. Does that mean he will die young?” This is quite a worry for some people, judging from the number of times I have been asked this question. When I’m asked that, I inquire as to the person’s age. If they are under eighteen, I say:” Just ignore it. The hand is not fully formed until about the age of eighteen and a lot of young people have short Life Lines. By the time he has grown up it will have a normal length.” If the person they are asking about is older than eighteen I say: “Well the Life Line is only one thing to look at. It’s depth and strength is more important than it’s length and you also have to look at the person’s Health Line. You can’t tell when someone is going to die just from the Life Line alone, so you have no need to worry about it.”

You cant tell when someone is going to die just from a brief glance at a hand, anyway. I think it is possible to gauge periods of ill health from a more detailed study of a person’s hands, but remember that the

hand is a map of the person`s mind, and as such, can change, sot it is impossible, and highly irresponsible, to tell someone when they are going to die. I get asked this quite often and always reply:

“You have a good strong Life Line, so will be around for a good long time. In fact, it is so strong, that I think you must come from a long lived family.”

Most people would have to admit that on at least one side of their family some has lived to a good age. After all, what is a good age? To some people 70 is a good age, so you can not really be contradicted.

The ideal Life Line is long, clear, well marked and comes as far across the palm as possible. I always tell people who have this fortunate occurrence:

“You have a tremendous Life Line. It is good and long, so you will be around for a long time, and, on top of that, it comes well across your palm. This gives you plenty of energy and stamina. It you were doing something you enjoy, you could keep on doing it more or less indefinitely. You have great reserves and energy, good staying power. Your physical fitness varies quite considerably, but the underlying energy remains constant.”

All the while I`m saying this, I am moving a finger up and down the Life Line, indicating its length and pausing at different places as if to indicate a point I am mentioning. I also emphasize the word “tremendous” making three long syllables of it “tre-men-dous”, to emphasize how impressed I am at seeing such a Life Line. ☺

Well Agnes, the above is the ideal. What about a Life Line that is thin, wavering and hugs in closely to the thumb? This is the opposite to the above Life Line and belongs to people who are always tired and listless and almost half alive. I don`t tell them that, though! Instead I say:

:”You have a good strong Life Line that shows you reaching a good age. It is funny though, but you seem to be getting more energy and

stamina the older you become. You may have needed plenty of rest early on in life, but you now have more staying power, and this is actually increasing. It is the opposite to most people.”

It may not be strictly honest as these people never have much energy, but the above sounds much nicer than baldly stating just that.

The ideal Life Line should ultimately curve slightly around the base of the thumb near the wrist. If it is noticeably shorter I conveniently ignore that, but if it is very long I always comment on the fact.

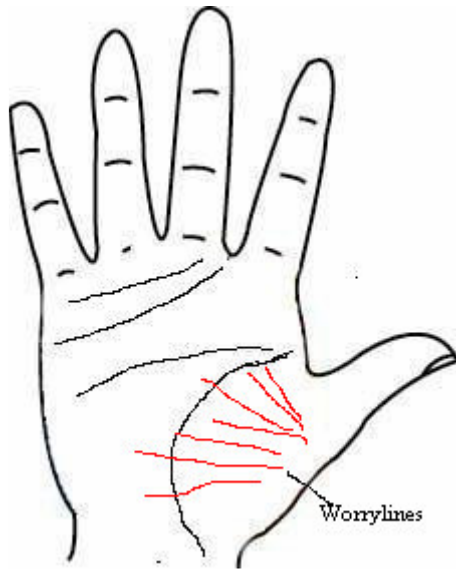
Many people possess a finer Life Line inside the Life Line proper. This is called a Sister Line and is a protection. When I see it I interpret it this way:

“You have what is known as a Sister Line here. It forms a sort of double Life Line and is a very fortunate thing to have. It is a protection and means that things that would affect other people physically, would not affect you to the same extent. So you are very fortunate. Incidentally, it also means that you will never jump off the Eiffel Tower.”

Substitute your own favourite suicide spot. I only use the last sentence when it looks as if the person has a sense of humour.

Worry lines

Almost everyone has a number of Worry Lines on their hands.



These are lines that radiate out from the bottom of the thumb across towards the Life Line.

If the person have very few of these I comment favourably on that, saying “I wish I had as few worries as you!” If they have a lot I comment on the fact that they are worrying less the older they get:

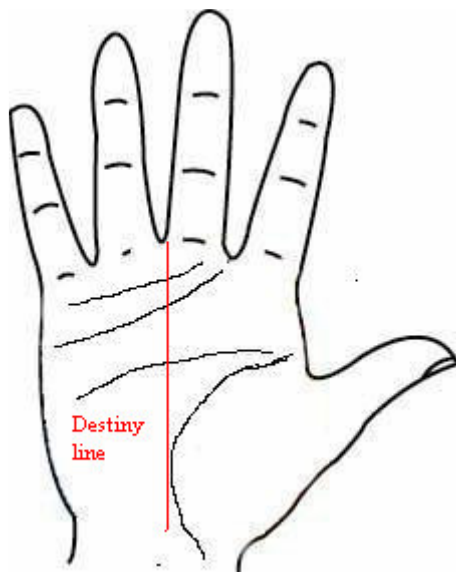
“You have your own share of worries, but they are largely behind you now. You have it more under control and are gradually worrying less the older you become. These are mainly family worries.” I pause at the end of this, and wait for some indication that the worries are actually

“family” worries. 99 times out of 100 the lady will nod and her head, say yes, or in some other way indicate that I am correct. If I get no response I bear that in mind for her next line we come to, the Destiny Line.

The Destiny Line

The Destiny Line (some people call this the fate Line) runs from near the wrist down towards the fingers see illustrations. It shows the

person's path through life and is a necessary line to have if the person is to achieve any degree of success. People without a Destiny Line are like a boat without a rudder, they drift all over the place and never get anywhere. Most people's Destiny Lines end near the second finger, though you will see Destiny Lines ending all over the place. You will even see Destiny Lines that disappear for part of their length and then reappear again. When you see this it is an indication that the person did not know where they were going during the period of time when the line vanished.



The Destiny line

The Destiny Line starts in two main positions, actually joined to or inside the Life Line or away from the Life Line. If it starts inside the Life Line and the person is a lady I say:

“Someone had an important influence on you when you were very young, giving you a sense of what is right or wrong, moral values, that sort of thing. It was a strong influence and remains with you all the way through life. Your Destiny Line comes right down to your Heart Line. This makes you a family person, happiest married with a family. (I only say this if I had a positive response to the family worries discussed in the section of the Life Line. If I had no reaction to that, I would amend the last line to say: “This makes you a people person, a family person in the widest sense.” This does not really say anything ,

but manages to include family if the person does end up having a family after all. It also sounds pleasant.

For a man with a Destiny Line starting inside the Life Line I would say:

“Someone had an important influence on you when you were very young, giving you a sense of what is right and wrong, moral values, that sort of thing. It was a food influence and remains always. Your Destiny Line comes right down to your Heart Line making you a family sort of person. However, it also crosses your Head Line showing that you would be happiest working for yourself, or in a situation where you were left to get on with it. Incidentally, your family would always come first, which shows your priorities are in the right order. This is good for home and family life, but makes it that much harder to become a millionaire.”

The above is not strictly correct in a Palmistry sense, but as everyone thinks they would like to work for themselves at some stage in their life, sounds accurate. In fact, you can tell with Palmistry if someone would be able to succeed at working for themselves, but you cannot say categorically that they will.

If the Destiny Line starts outside the Life Line I say the same thing to both men and women:

“You have always liked to be a bit independent, right from the day you were born. Someone used to keep giving you advice all the time. It was meant well, but it doesn't look as if you took much notice at the time.”

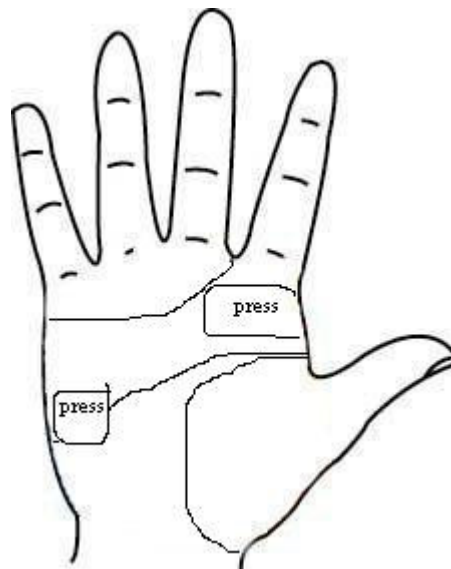
If the Head Line and Life Line are also separate, (which you will remember makes for an impulsive person) as well as the Destiny Line starting outside the Life Line, I can also add:

“Your Destiny Line comes right down to your Head Line, emphasizing family, so you will want them close. But, at the same time, you need a lot of room around you to do your own thing. So you

will be very busy always, with a close family life coupled with lots and lots of outside interests. You`d be pretty hard to keep up with at times.”

The Plain of Mars

At this point I press lightly on the two points indicated on the two Plains of Mars. These are the two areas on the hand known as the Mount of Mars. Ideally, it should be fairly firm when pressed. If it is soft and spongy, you have a person who finds it hard to stand up for himself. If it is fairly firm, you have someone who is easy to get along with, but does not let himself be imposed upon, and if it is extremely hard you find someone who can be aggressive. Often I ask people with a very firm Plain of Mars if they ever thought of taking up the Armed Forces as a career and many times they have. These people tend to gravitate into fields such as the Police, Armed Forces, Prison Officers etc.



The Plain of mars

I make no comment at this stage, but push against the tip of the thumb. If it is firm and rigid, it makes for someone who can stand up for themselves and be stubborn too, if necessary.

If it bends backwards at the joint, it makes for someone who gives in under pressure. (When I made my living as a salesman, I was able to

make good use out of a quick glance at my customers` thumbs!) Don`t confuse this with a naturally flexible thumb, push against it and see if there is any resistance. If there is, it is a “firm” thumb.

If the Plain of Mars is firm, coupled with a thumb that won`t bend back, I comment:

“Mars is strong, so you can stand up for yourself. In fact, with a strong thumb you can even be a little bit stubborn if necessary. This is good, as it means that people will not be able to walk all over you.”

If the Plain of Mars is very firm, coupled with a stubborn thumb, I make a similar observation, neglecting to make any comments about aggression, but often inquiring about the Armed Services as career choice.

If the Plain of Mars is soft and spongy, but the thumb is strong, I say:

“In the past you might have been a bit too nice to people. It looks as if people were able to impose on you a bit. This is still possible, but is less likely now as you can stand up for yourself. You have a good thumb, which means that people cannot walk all over you.”

If the Plain of Mars is soft and spongy, and the thumb bends back easily, we have someone who cannot stand up for themselves, although obviously I do not say that.

Instead I say:

“You work best in a harmonious environment. You can not stand scenes or arguments. You avoid tension or anything like that. In the past you may have been imposed upon, but nowadays you seem to get what you want, but you do it in such a way that no one really knows it is happening. You go round the side way, in a sense. It may be a bit crafty, but it is effective and manages to avoid the scenes and arguments.”

The Thumb

Whilst checking the Plain of Mars and the thumb, I also have a closer look at the thumb. If the second phalange (the second section of the thumb nearest the hand) has a slightly “waisted” appearance compared with the other section, we have someone who is innately tactful and diplomatic. This enables me to comment:

“You are basically very tactful and diplomatic. You are able to tell people where to go in such a way that they do not realise it until they are halfway down the street. You sugar-coat the pill. This is very useful and makes you very easy to get along with.”

I also look at the comparative lengths of the two sections of the thumb. The top section stands for willpower and the second logic. The ideal is for the person to have both sections even, as then willpower and logic are balanced. Most people, though, have a longer second section than the first, indicating too much logic. I tell them:

“You have more logic in your hand than willpower. This means that you get great ideas, but do not always get around to doing them. Once you start, you are fine, but the getting started is the hard part. In some ways this is good (!) as you are always going to be busy anyway, and you would never be able to finish anything if you tried to do everything you thought about.”

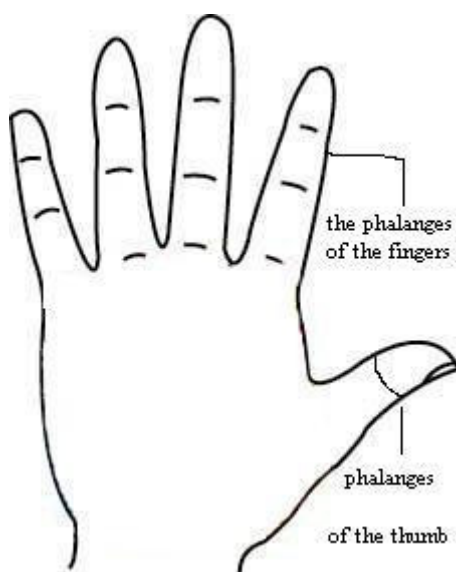
If the logic and willpower sections are even, I say:

“You have an equal amount of willpower and logic. This is the ideal combination, as it means that you can think something through and then go out and do it. It is a good indication of success. You are very fortunate.”

If the person has more willpower than logic, the reading is slightly different:

“You have more willpower in your hand than logic. This means that you will make the odd mistake on the way through life, but you will

always pick yourself up and keep on going. It is a good indication of success, but remembers to allow sufficient time for rest as well.”



The Thumb and the fingers

The Fingers

After looking at the thumb I move on to the fingers. For the purpose of a quick reading I comment on only a few factors. (If you want to expand on this, see my ebook: www.profitablepalmistry.com) Firstly I examine the little finger. This finger should reach up to at least the bottom of the top section of the third finger. If it is shorter than that, the person will find it hard to make much money. I ignore it if this is the case, though in a full reading I would perhaps comment. Instead I look at the top section of the little finger. This should be fairly long on comparison with the other two sections. If it is, I say:

“You are good at dealing with people. You can handle people well, and would be good at selling, public relations, anything that had you dealing with the public in some way. Even it is not your work, it is very useful in everyday life.”

I then look at the space between the second and third fingers. Hold all the fingers of the hand together, and, if there is still a small gap

between the second and third fingers, the person needs time of their own. I comment:

“It is interesting that you are good at dealing with people, because, in some ways, you are a bit of a loner. You need time on your own to pause and reflect, to work things out. This is necessary for your well being.”

I then move back to the little finger and look at the second section of it. This is usually the smallest section by a long way. However, if it is long, say as long as the bottom section, it gives literary ability. When I see this I mention:

“You have a very good second section on your little finger. This finger is the finger of communication, and with a strong middle section, you have the ability to express yourself through writing. This means that you could write a book or possible poetry, but it usually comes out through letter writing. It is a very useful talent to have.”

After this I move on to the middle section of the third finger. This section covers the aesthetic sense. If it is at least as long as the other sections of the finger (preferably longer to be strictly correct) I say:

“You have a strong aesthetic sense. This gives you good taste, but it can give expensive tastes as well. Coupled with the selling skills of your little finger, you would be excellent at selling things, but only as long as you liked them. If you didn't like something, I think you'd say so.”

I then move on to the bottom section of the little finger. If this is full and fairly long (at least the equal of the other two sections) I can say:

“You are gradually building up a strong faith of some sort. This may not be a church type of religion, but a philosophy of life that builds and grows the older you become.”

The first finger is the finger of pride, ambition, self esteem, leadership, and religion, so if this bottom section is very pronounced,

it does hold very true. However, you could also say this to anyone and they would not be able to deny it, as you could always say it is still latent ☺ and will gradually make itself more and more visible. ☺

I then lightly press on the bottom phalange of each finger. If it feels slightly spongy to the touch, it makes for a good cook. Experiment with this for a while first, because once you can readily identify it, you will have something very useful. I have told this to people on many occasions and had them look at me in amazement and say: “But I am a cook. That is my job!”

Even if they do not make a career out of cookery, good cooks always like to be told so. The interesting thing is that sometimes these people do not even like cooking, but are still good at it.

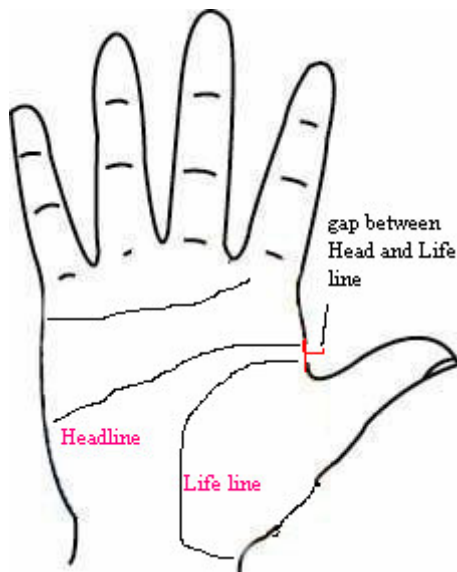
I then look at the respective lengths of the first and third fingers. Ideally they should be about the same length. If they are, I say:

“Your first and third fingers are about the same length. This is the perfect balance as it gives you the drive and energy to go out and get what you want. It is a good indication of success, but you always keep things in balance so won’t kill yourself in the process.”

If the first finger is longer than the third, I comment:

“Your first finger is strong and long in comparison with your other fingers. This is good as it gives you the drive and ambition to achieve your goals. It is an excellent indication of success, as you will always gravitate to the top of any field you go into. It also means that people will try and get you onto committees at times. You would be good at this, but you need a bit of room around you, so should be fairly selective about anything of this sort.”

I use the last sentence of this with everyone with a long first finger, but it is exceptionally true if the person also has a gap between his Head and Life Lines. (see illustration) With this gap, combined with a long first finger, the person is likely to be either self-employed or at the top of whatever career he/she is pursuing.



Gap between Head and Life line

If the first finger is shorter than the third finger, my reading is somewhat different:

“You have a great deal more confidence now than you had early on in life. More self-esteem and so on as well. This has gradually increased all the way through your life and is still growing. This may have held you back early on, but is now becoming a bit of a blessing as it shows that you know when to stop. You will never kill yourself by overdoing things. People with a very prominent first finger are the ones most likely to kill themselves with a heart attack in their late forties. This will never happen to you, as you know when to stop and rest.”

If the first finger is extremely short (reaching only up to the bottom of the top section of the second finger) you will be in the presence of someone with an inferiority complex, and, in a longer reading I would go into this a little bit. However, in a short reading I would simply deliver the lines above.

Psychic Abilities

This is an important part of the reading, as everyone who has been to any sort of reader before will have been told that they possess psychic abilities, latent perhaps (very latent even!) but there nonetheless. Consequently, you will have to make some mention of this as well, because it will add credibility to your reading.

There are two main positions to look at on the palm for this, and they are shown on the drawing below.



Psychic Abilities

The first of these is a semi-circle around the base of the first finger, usually about half an inch away from the bottom of the finger. This is called the Ring of Solomon.

When I see this I say:

“This is known as the Ring of Solomon. IT gives an interest in the psychic and is possibly why you are her today.”

I then look diagonally across the palm for a Line of Intuition, which is a small line running into the centre of the palm from the bottom end of the hand on the same side as the little finger. This line is often hard to see, or not present. If it is there I comment:

“This is your Line of Intuition. Your Ring of Solomon gave an interest in the psychic. This gives ability at it. It is very rare, in fact only about one person in a hundred has it (not true). You should always act on your hunches or feelings as, with this line, they would always be correct.”

If the person has long fingers, I add:

“However, you are basically a very logical person, so you may have to learn to put aside your rational, logical mind and let your feelings flow. It may not be easy, but with this line, your feelings would be right, so you could ultimately take it a long way.”

If someone has two Lines of Intuition, (two lines close together) I say:

“Your feelings could come very well through dreams. It is not always easy to remember your dreams, but if you tried, and possibly keep a dream diary by your bed, you could take it a long way.”

Occasionally you will find a Line of Intuition which comes right down the hand and reaches either the Destiny Line or the Head Line. If it reaches the Head Line I say:

“As your Line of Intuition comes right down to your Head Line, you would make a very good psychic or spiritual teacher. It looks as if you have developed your abilities quite a bit, but you are going to take these special gifts much, much further in the future.”

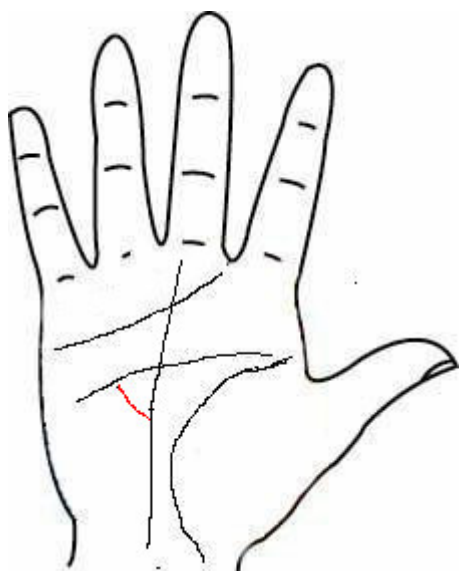
If, however, it comes across to the Destiny Line, I say:

“With your Line of Intuition coming across to join your Destiny Line, you will find that your psychic abilities will take you a long way ultimately. This could come about through telepathy, clairvoyance, even through foreseeing the future. You could spend time and effort on developing intuitively and spiritually, as this will make your ultimate progress that much more successful.”

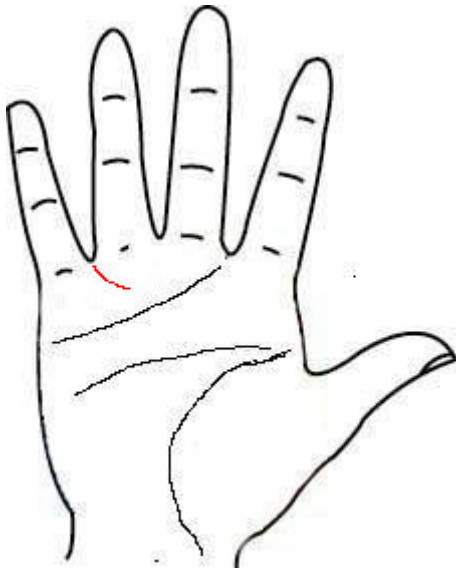
There is also what is known as a Psychic shaped hand. This is a long slender, graceful hand, normally covered with a myriad of worry lines and a pronounced Girdle of Venus. However, I ignore hand shapes in doing a quick reading, as they are not necessary. If you become interested in Palmistry as a study on its own, you will find the shape of the hand is extremely important in character analysis. However, it is outside the scope of this work.

Money

This is another subject you must cover as everyone is vitally interested in obtaining money, or in being secure in their old age. There are two main sports to look for concerning money, and these are shown in the drawings below.



Earned Money (red)



Inherited Money (red)

Earned money is shown by a triangle formed on two sides by the crossing of the Destiny and Head Lines. Usually there is a third line forming the third side. The larger this triangle is, the greater the potential for earning money. It doesn't mean they will earn all the money indicated by this triangle. It is simply a potential. The other main money sign is a little line between the third and fourth fingers. This indicates inherited money. Some fortunate people have a number of these fine lines. I cover money this way:

“You have a good money sign (indicating vaguely the triangle at the intersection of the Destiny and Head Lines). This is a potential only, but it does look as if you will do well financially over a lifetime.”

If the person also has a gap between the Head Line and the Life Line, (illustrated in the last lesson) I say instead of the above:

“You have a good money sign, so over a lifetime a lot of money will come in. However, you will always be a good spender, so some will go out as well. Early in your life you may have been better at spending it rather than making it, but nowadays you are pretty good at hanging onto it, also, provided there is a purpose to mind. Ultimately, you will do pretty well financially.”

“Pretty well” can mean anything of course.

I read the inherited money lines this way:

“These lines indicate inherited money, so you will come into money (a number of times). However, I can not date these. They could be either in the past or ahead of you. Also, they may not come directly through you, either.”

That doesn't really tell much either, does it?

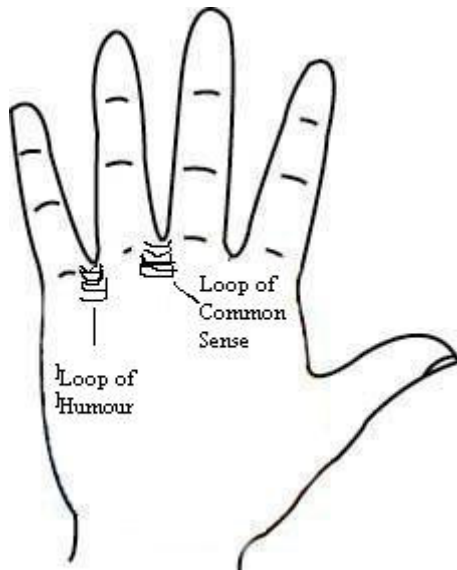
I always tell people that I don't recommend gambling. “Easy money” is indicated by little triangles on the inside of the Life Line, but they are vary hard to see and interpret, so, for a quick reading I do not even try to find any. Instead I say:

“I wouldn't really recommend gambling. It doesn't look as if you have much success in that regard. In small ways, maybe, but not in large ways. Your luck comes in other ways. Through hard work you always get there in time.”

Loops of Humour and Common Sense

There are two skin ridge patterns I take note of in a quick reading, “The Loop of Humour and Common Sense.” **These are shown by little loops between the second and third fingers (Loop of Common Sense) and between the third and fourth fingers (loop of Humour).**

See illustration.(sorry about the quality, as it is difficult to draw “by hand”. But I guess you get the picture)



Loop of Humour and Common Sense

The meanings for these are self explanatory, though the Loop of Humour gives the person a rather unusual sense of humour.

When I see the Loop of Humour, I say:

“This is what is known as the Loop of Humour. it is a very useful thing to have as it gives you a slightly unusual sense of humour.” (I pause here, as the subject will usually laugh and say: “Yeah, really weird” or some thing like that. If he doesn’t, I continue.) “It could be a bit off-beat or weird. This ability of yours to laugh has been a saving grace at times.”

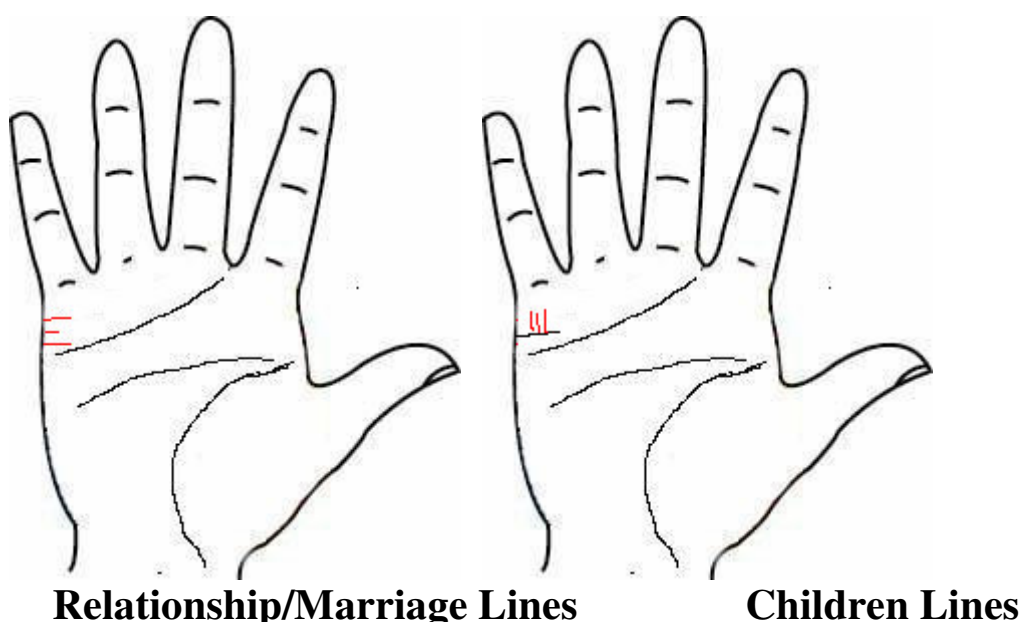
The Loop of Common Sense can be read two ways, depending on whether the person is impulsive or not. (Remember the joining together or reparation of the Head and Life lines) If he is impulsive, I read the Loop of Common Sense this way:

“Although you can be a bit impulsive at times, you never do anything too silly. This is the Loop of Common Sense and it keeps your feet firmly on the ground. You can still jump in and think afterwards, but you never go too far. It is a sort of protection.”

If they are basically cautious and also have a Loop of Common Sense, I comment:

“This is the Loop of Common Sense, which keeps your feet firmly on the ground. Coupled with the caution here (indicating the joined Head and Life lines) it may have made you almost too cautious early on in life, but it is better to be that way rather than too impulsive.”

Marriage Lines and Children



This is an essential part of the reading, especially if you are reading a lady`s palm. Marriage lines (or Relationship lines to be really correct) are the little lines coming up the side of the palm between the little finger and the Heart Line. (See illustration above) If the person is married I ignore these lines completely. However, if they are obviously single, I read them this way:

“These are the lines of Romantic Attachment. You have a number of these. However, only one of them comes up over the top, which indicates only one permanent relationship, a marriage, though you

can't really say that specifically in Palmistry. It is a good relationship and grows and strengthens all the way through life."

If the subject has previously let slip that she has been married before, you show that only two comes over the top, and so on!

Children are shown by fine, little lines running up towards the little finger, often starting on or close to the Relationship Lines. (see illustration above) You will often be asked: "How many children will I have?", so I read these lines this way:

"It is impossible to accurately tell the number of children these days because you have control over it. However, you have x strong lines (I usually say either two or three), so you will probably have that number. A hundred years ago a Palmist would have read it differently. He would have read your full potential which is quite large." I then make a show of reading eight to twelve very fine lines, and say: "Your potential is eight (or whatever), so you could have eight if you wanted. However, only x (two or three) are strong, so that is probably what you will have. You could have all eight though, if you wish!"

This doesn't really say anything, but lets me off the hook, and if the lady says: "But I have six", I can always reply: "Yes, that is well within your potential." So, saying the above, covers you every way, unless the lady has fourteen children, in which case you will have to find some very, very fine lines!

FINALE

At this stage your reading is just about complete. Hopefully, you will have been looking at your own palm as you've read these lessons so that you could see for yourself the validity of this system of palm reading. All I have done really is to provide chunks of cold reading patter to some simple, basic facts of Palmistry. With this method you could do a convincing reading for a professional palmist, and he would be unable to disagree with anything you said.

You will notice that I have included little bits of Palmistry terminology to the readings (“You have what is known as a Humanitarian Heart Line” etc.) This also helps me, but is included mainly because it helps credibility. If you know all the right words, you must know the right meanings as well!

Well, we`ll better finish the reading off and send the client away feeling happy and more able to cope with the travails of life. I finish off this way (I think I`ve sent this by email earlier, but here it is):

“You have a good, strong hand, showing a wide range of capabilities. The nice thing about your hand is that everything gradually gets better all the way through life, so you are going very much in the right direction. These ups and downs (pointing to the early part of the Heart Line) are behind you and never recur. You keep on learning always, so will remain forever young mentally, and physically everything looks pretty good too. You are gradually becoming better off, so are over the hump financially, and your family life remains close always. I think you are a very fortunate person.”

I then either close up the hand or take my fingers away, and smile at the client, signifying that the reading is at an end. This is important at a shopping centre or show type of situation where you will probably have a queue of customers, as some people do not know how to go, or are so determined to get their money`s worth that they will keep on asking questions for hours.

Finishing this way, with a nice smile, ends the reading on a pleasant note and gives the client not much choice but to say “thank you2 and get up.

I am always happy to answer a brief question or two, but if they go on, suggest they come back later when I am not so busy, or, alternatively come and see you privately (in which case I give them a business card) if I am at a stage when I want a few private clients.

Later, you`ll go on and read a few sample palms, but before you do that, stop and think a little bit about the patter I`ve used. With very few alternations, you can use the same words to read everything. I`ve used this method of reading with Tarot cards, Rune stones and the Aura (and possibly others I`ve forgotten about) all with some success. My only problem is remembering not to say, whilst earnestly examining a Tarot card: “Your Destiny line is strong, showing.....”

Final Note:


Lately I`ve started using a pendulum with my short palm reading as it very often gives the exact answers the client are looking for.

I`ve written a small e-book about this subject called: “The Intuitive Pendulum”. You can find it on my website or in the new edition of my e-book “Professional Palmistry Secrets”

THE END

My websites: www.profitablepalmistry.com,
www.powerful-psychic-reading.com

Mail to: pehogset@online.no



The Intuitive Pendulum

**“Making and using
An Amplifier For Your Intuition”**

by Per Hogseth

www.powerful-psychic-reading.com

History and background

As a tool for the explanation of human intuition and psyche, the pendulum has been in existence for as long as humans have existed.

It must be remembered that it requires no great technical skill to make a pendulum. Even the most primitive of cultures can and have constructed them. Almost anything can be used; bone, leather, hair, crystal, wood, coral, ivory, clay, seashells, thread.

It doesn't require a written to use a pendulum either. This is an important factor when considering the ancient wit, wizards and wise elders who used them for tribal or village guidance in the distant past.

I first saw a pendulum being used in my mid teens by a stranger who accurately located buried objects and have been fascinated by them ever since. I've read everything I could find on the subject and have used one for many years.

I have owned a few dozen different pendulums and I am always on the lookout for some new unique object to suspend for a cord, chain, thread or string. I have kept research notes on my various experiments over weeks and months in an attempt to make some more scientific sense on how a pendulum can or cannot be used.

All cultures have a history of magic and healing of some sort. Within nearly all of these folk tales and bits of great grandmotherly wisdom someplace is a pendulum.

Perhaps you have heard this version:

A young woman is advised to tie her wedding ring to a long strand of her hair. She suspends this pendulum over one upturned palm and asks the ring how many children she will have in her life. It eventually responds by swinging back and forth for male child and swings in a circle for a female.

I have heard a few different versions of this. The pendulum held only in the left hand, or held over the abdomen of the woman, or the wrist. Or perhaps the use of her house key instead of her ring. In some versions a favourite sewing needle tied to a tread is used.

One old version seriously advises that the questioner use a small crucifix for this bit folk magic, to prevent “demons” from taking over the questioner!

This particular predictive use of the pendulum seems to originate to northern Europe and Great Britain.

An anthropological text described how a Siberian shaman used a piece of carved bone tied to a thin strip of soft leather to discover where the hunting would be best for the wandering tribe.

As this method had been handed down from father shaman to son shaman for many generations, it *must* have repeatedly worked well for them. A shaman who couldn't find food for his wandering tribe of hunters would not remain shaman for long!

I have read of a similar pendulum test used in an unnamed African tribe to discover who was stealing tribal members' food.

There are many references to water being located this way, not only by walking about in the fields and forests, but also by dowsing over a *map* of the area! Hopeful gold and oil prospectors have used similar methods in their search for riches.

One of the books describing Nazi occult experiments told about a roomful of people holding pendulums over battle maps in an attempt to learn the location of enemy troops and their future movements. They also attempted to locate American submarines in the same way. The references did not tell how accurate this process was for them, merely that it was seriously undertaken.

During the Vietnam War, American Marines used pendulums to help locate hidden explosives and booby traps in captured villages and in the hidden underground caves beneath them.

I met a man from France once who regularly used a pendulum over his meals to determine his eating habits: was the food fresh, should he eat more or less of an item? He swore that he kept his weight and health stable in this way. ***I have never tried this!***

One book on psychotherapy told of a psychologist who regularly had his patients use a pendulum to assist in discovering their own inner unvoiced attitudes and feelings that might be assisting or retarding their emotional growth and stability. My own studies of psychology agree that, if approached in the right manner, this could be very useful.

Historically, there is not a lot of reliable information about Druids. Much of what we know of these magical people was written by the Romans, who fought with them and who judged them through their own cultural prejudices. One of the facts known about them is that they used pendulum in their magic!.

I have also found minor historical references to pendulums being used in China, India and Egypt, although I have not found information about how they were used in these cases.

As you can see, the use of the pendulum is widespread throughout both time and geography!

The potential of misuse.

A few of the things the pendulum is used for seem to me to be rather silly, or even dangerous. Many years ago I was introduced to a family who lived in a small northern Pennsylvania town. They had decided that the father of the family had a fairly high degree of accuracy using the pendulum for general purposes. They slowly grew to rely on his pendulum work for nearly all of their decision making! Jobs were quit, homes were sold, schools were chosen or rejected, all on the basis of the father's pendulum ability. As I got to know this man better, I suspected that he cheated a lot and merely misused this tool to get his own wishes followed.

I very strictly do not advise allowing any single decision making tool to rule one`s life to such an extent. As I was taught many years ago, one may legitimately seek guidance from outside oneself, but not outside authority!

The pendulum, like any divinatory tool, should be used to point out areas in one`s life to further explore, attitudes and feelings to examine, alternatives to consider. All of these can be very helpful in the information-gathering phase of decision making. Still, the person who uses the pendulum *must*, in the end, make their own final decisions. Always!

How can this thing work?

It becomes apparent that, with experience, the answers the pendulum gives come from within the person who uses it. Of course, this only brings up the further question of where the pendulumist gets the answers!

A short psychology lesson break: Freud`s great lesson was that there are many ideas, memories, feelings and attitudes within us of which we are not fully aware. In a sense, we can say that we have two minds. First we have our conscious mind where we “talk to ourselves” in our heads and second, our unconscious mind, where all the other unexamined, unseen or hidden stuff resides.

This hidden part of our mind is *much larger* than the conscious part! Current thinking says that although not every single impression we have gained in our life is stored in our unseen mind, a great amount of it certainly is.

It is from this vat library of impressions, lessons, experiences, patterns, facts and feelings that most of the pendulum answers originate.

To some extent, those with much experience in some area of life will get the most accurate pendulum answers about that particular part of

life. I would expect for example, that a farmer`s pendulum would give him more accurate weather predictions than that of a purely city bred person. The farmer`s own mind, body and rhythms are more attuned to weather and seasons.

Similarly, I would expect that a woman who spent a lot of time matchmaking and introducing couples to each other, to have much more accurate pendulum answers when it came to people and their love lives!

These are only generalities, of course as some people have some quite surprisingly accurate answers in areas that are difficult to explain away so simply.

I have had, as have most serious pendulum workers, some astonishingly accurate answers come forth that are absolutely mysterious and unexplainable. I feel that as most people are intuitive to one degree or another, it is not surprise, then, than this same intuitive faculty will come forth when they have a pendulum in their hand.

Because of the pendulums sensitivity, this intuition may be more easily accessed. I often describe a pendulum as being as “*amplifier*” *for intuition*. I think this is a very clear and valid description. It makes those familiar faint intuitive whispers and hunches easier to pin down for further conscious evaluation.

How *you* can learn to use a pendulum.

Enough historic and theoretical talk about it, let`s go to *your* making and using a pendulum!

Making? Oh, yes! In times of old, before people understood what an unconscious mind was, spirits and demons were credited with both the motive power and the answers that came forth.

Part of the magick was to make a pendulum that would attract the right kind of spirit guide to your pendulum.

In more modern terms, those who are *serious* about their pendulum work will have far more success with it. That`s not difficult to understand. It`s true with any endeavour, from playing the piano to oil painting. In this vein, making your own pendulum is a must if you are really serious. The time spent finding and choosing just the right materials and working with them will not be wasted at all.

One could say, in some sense, that this creative energy becomes a part of your pendulum! Certainly, your attitude toward your pendulum work will be shaped and strengthened through this creative craft work!

Your first decision will involve the material with which you will fashion your pendulum. Some people carve them from wood, crystals or bone as they feel that only “natural” materials are best. No plastics, please!

Then again, one woman I know makes hers out of plastic modelling material that she finds satisfying to work with and which gives her very satisfactory results. She spends hours shaping them, waiting for them to harden and then painting them. They are beautiful, and she has sold many of them at fairs!

The choice of things you can suspend from a cord is limited only by your own imagination. Rocks, gems, wooden shapes, bone, crystals, shells, tiny bottles, bells, fishing weights, wedding rings, almost anything you can physically lift. I like to find interesting crystals or intriguing earrings. (You get *two* pendulums from each set of earrings!) One of my earliest pendulums was a round, thumb-sized brass bell hung from a leather cord. It can be a lot of fun searching for just the right object to use.

Ones artistic sense should be given full rein. Since other people will likely be involved when you are working with your pendulum, why not have something that is beautiful and/or dramatic looking for this magick?

In general, smaller, light weight pendulums will respond more quickly than will heavy ones. Then again, if you are working outdoors, the wind will disturb a lightweight pendulum more easily. It is for such reasons that I have a few different sizes and weights of pendulums in my collection. There are those times when a particular pendulum seems best for some reason. It's just another example of allowing your intuition to surface as it wishes.

When you have located that special object which you are going to use for your pendulum, the second question arises. From what sort of string or thread will you suspend it?

Here again, there are many points of view on what is *perfect*. Those who are looking for natural things will only use cotton or silk thread. From my own experience these will not wear very long and will need replaced quite often. Light fishing line works very well, but may not strike you as beautiful.

Some people prefer very thin gold or silver jewelry chains. One Tarot card reader I met used only her thin silver neck chain as a pendulum. Nothing at all was suspended from it. I have found that eventually chains will get knots in them, as will whatever you use.

Getting small knots out of microscopic chain links is very difficult work! It doesn't take too many repetitions before you decide to use something else! If you like metallic look, you can find metallic looking thread in both gold and silver in any large fabric store. I've used this on smaller pendulums, and when it get knotted, you just cut it off and put on a new thread, inexpensively.

Heavy carpet thread works about as well as anything else for most of my pendulums. I cut off an appropriate length of it and tie one end to the pendulum with two or three knots. I put a knot in the free end of the thread to prevent it from unraveling. To keep the knots from spontaneously untying themselves, I put a small dab of clear polish on the knots at both ends of the thread.

A second trick to prevent knotting is to saw the thread back and forth over a piece of candle, working some wax into the thread. This will

make it slightly stiffer than it was and will tend to prevent the thread from accidentally knotting when you carry it around.

This brings up the third question. In what will you carry your pendulum? The most sensible answer is to use a small bag. A friend made me a small leather bag with a drawstring to keep it closed. I also have a few small velvet bag that the jewelry came in. These work well and look very magickal. I have seen bags which have been decorated with magical symbols and designs.

As I also sometimes read Tarot cards, I often keep a favourite pendulum in the same ornate wooden box where I store my cards. A small box is very nice to keep a pendulum in, but is a bit lumpy in a pocket or purse. A small bag works far better without taking up too much room.

Deciding on the Pendulums language

Now that you have your perfect pendulum in your small bag, let`s take it out and use it!

There are only a few different *words* your pendulum can say, so you must decide on their meaning. Everyone has their own feelings on this, but this is where you can make a big difference in how well your pendulum works for you.

A pendulum can swing in a straight line, toward and away from you, or from side to side. Not only can it swing horizontally or vertically, it can swing at angles in between.

You pendulum can also swing in circles, either clockwise or counter clockwise. It sometimes can even swing in an elliptical pattern.

Finally, the pendulum can respond, by not moving at all!

You must decide what each of these patterns will mean. Here are some common interpretations:

The word *No* has an o in it, so a pendulum swinging in a circle will mean *No*. The opposite of *No* is *Yes*, and the opposite of the circle is a straight line. So a pendulum swinging in a straight line will mean *Yes*.

Draw a small circle about as big around as the bottom of a cup or glass on a piece of paper. Then make a vertical line, (or horizontal line, if you prefer) through the middle of the circle.

Put a second line at an angle through the circle, from the upper left side, through the circle, to the lower right side. This is neither vertical nor horizontal, but an angle in between. (Refer to the sample pendulum chart included in this book.)

Now that we know what it can say and have made a place for it to speak, let`s give it a chance. You should sit with your elbow resting on the table. Hold the cord so that the pendulum is above the center of the chart, not quite touching the paper.

Relax!

Follow the vertical line up and down with your eyes and mentally ***will*** the pendulum to swing along this line. Imagine it swinging along the line. Visualize it in your mind.

Do not move it with your hand. Don`t physically ***force*** it to move, but rather ***allow*** it to move. It`s a state of mind, a mood, you are attempting to gain. It`s not as though you are ***making it swing***. It`s more like it is moving ***by itself***.

This is the tricky step in using a pendulum. You should not force answers out of it, but allow ***it*** to answer as ***it*** wishes!

When ancient sorcerers and witches felt that spirits were moving the pendulum, they had the psychological advantage in this respect. They could believe that some invisible being was moving it so it was easier for them to let go and allow it to swing as the spirit wished.

The early novice witches and wizards were also taught to choose a magical name for the spirit who moved their pendulum.

This allowed them to look upon the pendulum as *it* – as an entity with a personality of its own. This created the proper mood so that the student would not consciously *force* the pendulum to swing.

I tell you all of this so that you can understand the state of mind that is desired, alert, ready but passive. It is the pendulum that is being active.

In your first experiments with a pendulum in your hand you must will, with your mind, the pendulum to move, but do not physically *force* it to swing. It *will move!*

As it slowly begins to twitch and then to swing in a straight line, think to yourself that this motion means *Yes*.

Practice this a few times and then try the circle. Again, allow the pendulum to swing around and around in larger and more positive movements. Say to yourself that this means *No*.

The next line to work with is that odd, angled line in the chart. This is the “I don’t know” line. Not all questions can be answered with a strict *Yes* or *No* after all. The answer may depend on how the question is asked, certainly, but not every answer may be just *Yes* or *No*.

If you try and force a *Yes* or *No* answer out of a question that cannot be properly answered in that manner, you may confuse or mislead yourself and others with the answers. This angled “I don’t know” line is an escape valve for such questions.

The line may also mean: “This is not a *Yes* or *No* question.”

It may also mean “This is a damned stupid and silly question.”

It could mean: “There is no answer at this time.”

I usually label this line with a question mark, suggesting that the answer is something other than *Yes* or *No*, but unknown.

If your pendulum responds with an “I don’t know” response, you might try asking the question in a different way. You might also try asking further questions about the question:

“Is this a stupid question?” “Is there a clear yes or no answer to this question at this time?” You can often get a clearer idea of why you received the original unclear response by using this technique. If you still do not get any clear information about it, you should go on to a different question.

NOTE: Many people get weird and misleading impressions from their pendulum because they ask inappropriate or confusing questions or because they demand only *Yes* or *No* answers. In your pendulum work, you will find novices or the untrained, may to this and end up with some wrong decisions. If you come across such a situation, you must use your own knowledge to straighten them out.

With practice, you will discover that sometimes a *Yes* answer to a question will come immediately. The swing will be strong and the pendulum will travel a longer line to and fro. At other times, a *Yes* answer may come slowly and the pendulum will make only a short swing.

I think it is safe to assume that these are two different kinds of answers. One is very certain and positive and the other is tentative and less certain.

The same thing can be seen in a *No* answer. Sometimes the circle will be fast and large, and sometimes it will be very small and slow. It is one way of measuring degree or intensity.

“Am I prepared for the German test on Monday?” asks a college student. The pendulum answers with a weak *Yes* answer. I would see this as meaning that the student would likely pass the test, but with a low grade. If the answer was a firm, quick straight swing, I would expect that their grade would be higher.

There is a second possible meaning to having a strong or weak answer. It may be a matter of time. I have found that often a weak answer means that a possibility being discussed is in the distant past or the distant future. A quick, very strong response usually means that the subject we are discussing is no more than a matter of days away, either in the past or the future.

In the instance of our question about the upcoming test, you have probably realized that the next question might logically be: “Given how much I have studied, listened in class and retained, how high of a grade can I expect?”

You might begin with a question about a perfect 100%, looking for a *Yes* or *No* answer. (Will I pass with 100%?) Then work your way downward (Will I get around 95%?) until you get a *Yes* answer. This would work best, of course, in a class where you have some previous experience with the instructors testing methodology.

Certainly, accurately judging the intensity of an answer, through the speed or response and the strength of the movement, can only be learned through experience.

Your first few months of pendulum work

I strongly advise working with your pendulum alone for a few weeks, at the very least, before you begin using it with, or for the benefit of other people.

Like any talent, you will find that you are quite accurate in some areas, and not very accurate in others. In order to discover which issues you work best with, you must try every possible kind of question.

“Will Maureen get a date with the new guy in the sales department?”

“Is Laura’s baby going to be a boy or girl?”

“Will the client buy the long silk dress or the one with the metallic design on the sleeves?”

“Will I start my period this weekend or not?”

There are a zillion different things you can try with your pendulum. The best advice I can give you is to keep a record of the results. Get a small notebook and keep track of your questions and answers, complete with dates and times. Later, note the outcome of the situations!

You might set a few pages aside for one particular type of questions, a section for pregnancy questions and one for love and dating questions. Try whatever occurs to you. Your own intuition may guide you to a type of question you never really thought about before.

Only after making quite a few entries to each section will you begin getting some idea of which areas of life you and your pendulum work most accurately. You may be surprised at what patterns turn up. I find I am not much good at pregnancy and boy-or-girl baby questions. This was an unhappy discovery, as it was made before the time of birth control pills and home pregnancy testing kits. In those days, one of the very important questions on almost all women`s minds was: “Am I pregnant?” Some people, usually women, in my experience, are better at these questions.

Remember it is important to ask the right question. It must be very clear and not one that is confusing. It is also important *not* to allow your own hopes and wishes to prejudice your answers.

After you have filled a lot of pages with your pendulum testing notes, and have some idea of your accuracy, you may want to try your pendulum publicly, for the benefit of other people. At first, I would advise them you are learning to use your pendulum. That`s only fair.

I would also advise your friends, as I have advised you that your pendulum should be ***only one*** of the ways they should explore when considering whatever decision they are thinking about. I would suggest strongly to them that you will not tell them what they should do, or what they should chose. It is ***their*** life, so it must be ***their*** decision and ***their*** responsibility. Period. You will find that many

people will want you to make the decision for them. You will run into this over and over again, and you must resist!

Serious inquiry

When you are using your pendulum for others, there is another thing you must remember. The process of consulting your intuitional pendulum should be treated seriously!

If you are all sitting around a table and laughing and joking and asking silly, nonsense questions, you will get silly, nonsense answers! (“Which side should be uppermost in a peanut butter and jelly sandwich?”)

If someone requests that you use your pendulum for their benefit, it is best to go to a quiet part of the house with them. A place where you will not be interrupted or distracted would be best. You might like to have them write their questions out on a piece of paper. This requires that they actively think about their question and how they should word it. This is a sneaky way to automatically make the question somewhat clearer for you.

Since they are asking you to work with your pendulum seriously, you must insist that they, too, be serious about the process. If they are merely playing with your pendulum ability, or working to try and prove that you are somewhat weird and flaky, refuse to get involved. The more seriously you approach your pendulum work, the more seriously it will respond.

One subtle way to force this serious mood is to use a candle on the table where you are working. It isn't necessary, of course, but the extra effort involved in choosing the “right” candle holder and candle, and in carrying it, setting it up etc., tends to psychologically prove to your questioner that you are serious about what you are doing. You will find that they will indeed treat your pendulum work with more serious respect if you use a candle.

There are other things you can do. In the sixties and seventies, we burnt incense. The more modern approach is a container of potpourri on the table. You might choose to carry a medium-sized scarf to use as your own small tablecloth. You may even put some very soft meditative music on your portable tape player and put it under the table.

I saw one woman counsellor who had her business cards designed with a small circle and two line pendulum chart on the back of it. She would use this to her work, and said that because of the chart on the back, her clients would keep the card and show it around to people, exactly what one would hope of a business card!

Certainly this is beginning to sound elaborate, isn't it? I guarantee, however, if you go this far, you will find that people will treat your pendulum work with great seriousness and respect. The various items I've mentioned can pretty much be carried in a small bag. You will find you are invited to more parties than ever before!

Further work with your pendulum

If you intend to learn all you can, design a fan shaped chart. Make it large enough so you can divide it into twenty six long, widening sections with a ruler, with a letter of the alphabet in each section! Your pendulum is held above the pointed end of this fan shaped chart, and can respond by swinging along any of the letters sections. Imagine the possibilities with this chart! You have now given your pendulum a true voice, words, much like an Ouija board!

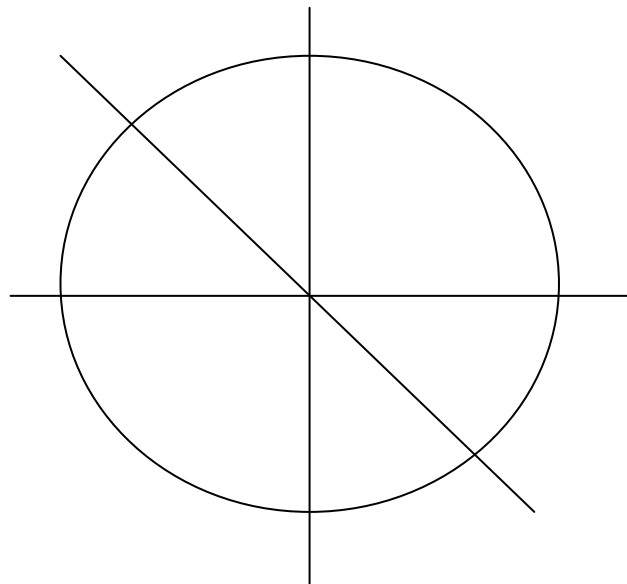
This method, a fan shaped chart, can be used in a wide variety of ways, putting different possible responses in each section. I have seen charts divided into different herbs for healthy tea making, charts for job choices, for psychological self analysis, days of the week, months and hours of the day. The possibilities are nearly limitless!

In closing, I would like to wish you well in your pendulum work. It is a wonderful tool for opening up those inner voices and intuitions within you. Anything that promotes peoples to get together to talk, to

examine, to explore, to question and to grow is good. May you develop your own intuition to it`s fullest, and may you always use your newly-found powers for the health, happiness and good of yourself and others!

Pendulum chart:

- No = horizontal
- Yes = vertical
- Don`t know = angled



HOW TO PROFIT IN YOUR OWN PALM READING BUSINESS

Tips, Techniques and Money Making Secrets for the Professional Palmist

Introduction

A palm reading business is a business like no other. For most people, it lies on the fringe of the unexplained. Because it's not a mainstream industry, the profits in this niche are very attractive.

Use these suggestions, guidelines and concepts, and you'll be successful. This chapter has been designed for the person who has a sincere desire to help others, while attaining financial success.

This is a people business. To be successful, you must feel comfortable interacting with other people. Your education is not a factor. I know several millionaires in the palm reading industry that never finished high school.

CREATING AND MAINTAINING A CLIENTELE

One hundred years ago, if someone said that they were active in the psychic world, it would mean they read palms or tea leaves. Much has changed over the years. Today, our New Age umbrella spans many cultures and subcultures. As different as our crafts may be, our marketing is somewhat similar.

How to get started

Many people have asked me how to get started in a New Age venture. Let's assume that you're good at what you do in your chosen craft. I'll share some ideas and philosophies with you and point you in the right direction.

There seems to be a notion that if you're really good, you don't need to advertise. This is true, if you're a well established palmist with a client list that's so full you don't have time to take on any new customers. For the palmist who's just starting out, or who doesn't have a fully booked schedule, you need to advertise.

Direct Mail

One avenue you may wish to pursue is direct mail. Direct mail in its simplest form is sending a letter to a targeted group of people. Your letter explains what you're doing and what you have to offer. There's an art to developing a successful direct mail campaign, but that's a completely different ebook. If you're interested in using this type of promotion, I've found a great ebook by Claude Hopkins, the grandfather of direct mail, that tells you exactly how to run a successful campaign. You can download the ebook from <http://www.profitablepalmistry.com/claude.html> Alternatively, you can listen to business and marketing success stories at The Business Professional.

In a nutshell, if you don't have a targeted list of people to send your letter to, you can buy a list. The average price of a mailing list is US\$ 100 per 1,000 names. Choose a mailing list of people who are interested in New Age. These lists can be purchased through most New Age publications.

The material that you send to these lists should include your credentials, your specialities, your rates, and a brief explanation of what you attempt to achieve for your clients.

Press Coverage

If you can set up an interview with a New Age newspaper, they'll often allow you to run an ad at no charge.

I would advise you to be selective and discriminating in your press exposure. Be somewhat cautious in writing for the scandal sheets, as making outlandish predictions may destroy your credibility.

Whenever I read about psychics, hypnotists or palm readers, there always seems to be a caption stating that they're the best you could ever hope to find. Unfortunately, many practitioners are not as good as their claims. So in your advertising material, be honest about your abilities and the way you present yourself.

Client Relationships

When dealing with your clients, do not fall into the trap of offering a 100% satisfaction guarantee. There will always be clients you can't read properly, no matter how good you are!!

Enclose a photograph of yourself in any initial correspondence with your clients. This allows the potential client to get his own impression and feeling about you. Remember, a picture is worth a thousands words.

Approximately 50% of your business will be repeat business. Once you've established an interested clientele you must then work hard to maintain that clientele! Proper record keeping is very important.

After each reading, record the client's name, contact information, questions they asked and advice you gave them. You can do this on paper or record your results on a tape recorder.

Someone who spends one or two sessions with you, probably remembers each and every thing you say and do! From this person's point of view, you should remember their name, their problems, and your past advice. But this is clearly impossible, with so many readings each month. So, decent record keeping is a must. Regardless of how good you are at your chosen craft, it is very easy to lose credibility with your client.

In general, present yourself as an open, knowledgeable person, not a wizard who goes skulking around with a crystal ball under your arm. Always keep your client's interest at heart. Do not always tell your clients what they want to hear. They'll see through the façade and feel you're patronizing them.

The time spent with your client should be spent planting positive seeds because many of your predictions will become self fulfilling! Always give credit to your client for having above average intelligence. Many professionals are quick to rate their intelligence far superior to that of their clients.

Have a deep belief in any predictions or do not predict at all. Always ask yourself the question, “Will my prediction offer this client hope or the possibility of improvement?” “Is my prediction realistic?” “Are my predictions based on sound thought?” Always keep your client’s best interest at heart.

When a prospective client consults you, they’ve already put a great deal of faith in you. The golden rule is, “Become part of your client’s solution, not part of their problem.”

MONEY MAKING IDEAS

Writing

There are several thousands New Age newspapers and magazines around the world. Some are published monthly, bi-monthly, semi-annually and annually. Most of these publications have columns on various New Age topics of interest to their readers.

I’ve written columns for some magazines and newspapers in exchange for a free advertisement. Sometimes you can get a half page ad free, other times you’ll get a two inch ad. It all depends on the publisher’s policy. Even if your advertisement isn’t totally free, you’ll receive a substantial discount.

Furthermore, if you’re a halfway decent writer, you’ll attract new clients. Simply call a New Age magazine, offer your writing talents and suggest a trade. A monthly column of 1,500 words for a decent display ad would gain you free exposure plus give you credibility.

I’ve done this many times so I know it works. Of course, some magazines will expect you to submit your column for free. It really depends on the publisher. You have nothing to lose but a phone call or letter.

As far as the subject matter for your articles, you can obtain ideas from numerous New Age books. Don’t plagiarize other articles, but use them to construct your own outlines on the subject. Then start filling in the gaps.

If I can give you one valuable tip about writing articles, it's this:

Make sure the articles illustrate how the ideas can help the readers. Readers want to know what's in it for them. Show them how to benefit and they'll regard you as the expert.

One last vital point: Make sure your name, address and phone number appear at the end of the article. **The main purpose of the article is to get you business, plain and simple.** If they don't know how to contact you, your entire effort is wasted. A professional photo of yourself also helps.

Birthday Cards

One of the most potent marketing tools you have at your disposal is your client's birthday. Asking your client for their birthday is perfectly natural when doing a reading. In fact, they expect it. So why not make use of that information?

Send your clients a birthday card. Sending them a card is a fantastic way to build your business, because it shows you remember the most personal day of their life. Everyone gets cards during the holidays, but a birthday is special! It helps build rapport and keeps your name fresh in their mind.

Go the extra mile and include a special "birthday" coupon. Offer them a discount off their next reading or chart.

Don't send them any old birthday card. You're a palm reader, you're supposed to be different. The best cards give your client a mini reading for their horoscope sign.

The best way to do this is create the card yourself. Read an astrology book and write several paragraphs for each sign. Don't copy the book word for word, just copy the meaning. Put a fancy border around it and you're finished.

When my business was new, I did this faithfully. I must admit, though, when my client list grew into the thousands, it became a little too much to do by hand. Today, I often call my clients and wish them a "Happy Birthday."

No matter how successful you may become, remember that a card, a letter or a phone call, shows your clients you have a bit of class!

You may also want to learn some astrology and numerology. They fit in well with palm reading and give you another type of reading to offer your growing client list.

You will learn about the Human mind, ESP, the aura, colour, clairvoyance, psychometry, the pendulum and numerology in my course, *“How To Develop Your Psychic Powers.”* You can get more information by sending an email to:

pehogset@online.no

the name of the course in the subject line.

Astrology

Regardless of your craft under the New Age umbrella, it's necessary to have some basic knowledge of the different zodiac signs. Just because your business may be new, people will still assume that you know something about their sign!

Zodiac Sign	Symbol	Element
Aries – March 21 – April 19	Ram	Fire
Taurus – April 20 – May 20	Bull	Earth
Gemini – May 21 – June 21	Twins	Air
Cancer – June 22 – July 22	Crab	Water
Leo – July 23 – August 22	Lion	Fire
Virgo – August 23 – September 22	Virgin	Earth
Libra – September 23 – October 23	Scales	Air
Scorpio – October 24 – November 21	Scorpion	Water
Sagittarius – November 22 – Dec. 21	Archer	Fire

Capricorn – December 22 – Jan. 19	Goat	Earth
Aquarius – January 20 - February 18	Water Bearer	Air
Pisces – February 19 – March 20	Fish	Water

Sometimes a person will know what day of the week they were born on, or if you have a perpetual calendar you can tell them.

You can find the meaning of each astrology sign in an astrology book. Linda Goodman's "Sun Sign" is a very good place to start.

Business Cards & Flyers

Regardless what New Age business you're in, your clients should walk away with some form of written material, extolling your services. Always, always, always remember that.

I've heard so many stories from my clients about other psychics they've seen. When I asked why they stopped seeing them, they said they didn't have their phone number. Many readers don't even have a business card!

Remember, a business card is the cheapest form of advertising there is. Use it! Give them away by the thousands. If you get one additional reading out of it, you've already paid for all the cards!

A flyer is an extension of a business card. It can go into more detail about the services you offer, prices, business hours etc.

When you design a flyer, keep one thing in mind, Talk about what's in it for the customer, what they get out of it. Do not write about yourself and all your major accomplishments. People are not interested in you. They are only interested in what you can do for **them**.

It's OK to include a little about who you are, but make sure it relates directly to your customer. Here's an example of what to do and what not to do. We'll take the bad example first.

Bad example: *"Joe Psychic is a master in the art of Palmistry. He has travelled all across the country lecturing and building his business."*

Many magazines have written articles about him. He recently appeared in the Famous People Show.”

You may be thinking, that doesn't sound like a bad example. But it is. It focuses exclusively on the psychic. There isn't a single benefit for the prospective customer. Why would they want to go see this guy?

So they can build his business? Get real!

Good example: “Joe Psychic has helped thousands of people through his unique palm readings. Through his lectures across the country he has shown people how to overcome problems in their personal and professional lives. In his recent appearance on the Famous People show, his advice to several callers resulted in one person finding an immediate job, another resolving her problems with her boyfriend, and a third person winning the state lottery. Let him help you to a better life!”

See the difference? The first example states how great Joe Psychic is, but there isn't anything that tells the customer what's in it for them. The second example also states how great Joe Psychic is, but from the client's perspective. That's the crucial point.

My flyer includes my picture, name, address, what I do, and most importantly, how I can help my prospective clients. It also has a professionally drawn map to make it easy for clients to find me.

During my reading I give my client lucky days, colours, numbers, names etc. And guess where I write this stuff down? I write down all of this information on the reverse side of my flyer. Obviously, if you give someone lucky numbers that could help them win the lottery, they're going to save the piece of paper. Since the piece of paper is your flyer, they've always got your information close at hand.

Always write things down for your clients on your business cards or flyers. That way they won't throw it out. When they want another reading, they'll know exactly who to call!

Beauty Salons

Since most of your clients will be female, hair and beauty salons are a good source of potential clients. When you approach the owner, remember, they're only interested in how it will benefit them. Don't tell them how well you'll do. They don't care. Instead, sell them on the benefits for their business.

It will:

- generate extra traffic for their business
- generate free publicity if you send out press releases
- generate word of mouth advertising
- give them something unique that their competitors don't have

Offer to make a coupon that entitles the customer to a discount reading with the purchase of the most expensive service the salon offers.

You can charge the clients directly and offer the owner a percentage of the proceeds. Remember, they want to know what's in it for them. Usually 20% of the proceeds is a fair offer for the owner. Don't worry about losing a small part of your profit, you'll more than make up for it when these same customers come to see you privately and give you referrals. Always remember to pass out your business card.

If you're nervous about approaching the salon, here's a sure fire way to get your foot in the door. Go in and get your hair cut. In the course of conversation with the hairdresser, bring up the subject of psychics. Casually mention that you read palms for a living. Offer to do a quick free reading for them, on the spot. Believe me, you'll have their attention!

Soon, you'll have the attention of all the employees and the manager. Make sure to give the manager a quick reading as well. And since

you've broken the ice, it'll be easy to bring up the idea of doing readings in the shop! Try it, it works!

Palm Reading House Parties

Palm Reading house parties are another very lucrative money making area. This is a party where the hostess invites a bunch of her friends to her house. While they sit in the living room you're in another room, seeing each person privately for a palm reading. Each person pays you after their reading or you can have the hostess collect the money from everyone.

To start off the party, you should give a brief 10-15 minute presentation to the entire group. During the presentation, you could give spot readings to everyone (short 30-60 seconds readings). Talk about psychics, what they do and what to expect from a reading. You should also bring products to sell. Take the time to demonstrate each product and how it works. Offer the hostess a percentage of the profits.

Remember, the party is a "lady's night out" for hostess and her friends. They want to have a good time, so keep the readings upbeat and entertaining. You're not going to be rebooked if you predict gloom and doom for her guests.

The readings should take 15-20 minutes per person and cost about twenty dollars. It's a good idea to offer the hostess a free reading or free product as an incentive to tell all her friends. Make sure you tell the group what free goodies the hostess is getting. That gives them the incentive to book their own party. During the group presentation, I have the hostess come up in front of everyone as you give her a free chart, gift etc.

Make up a flyer offering your other services, i.e. charts, cassette readings, products and so on. On many occasions you'll walk out of the party with more money from product sales than from the readings themselves.

Use referrals. Offer people a free reading or free chart or free dinner in exchange for setting up a party. They're much more willing to help

you when they're getting something out of it. People are greedy. Use that to your advantage.

Shopping malls

Try to get readings in shopping malls. Talk to the manager and tell him/her all the advantages they will get by hiring you.

You charge the customers, the mall gets free publicity. There's great money to be made from shopping malls. Try it.

Summary

Learning to read palms is a great way to develop your own financial independence.

Always keep in mind that your main purpose is to help your client see the light at the end of the tunnel and perhaps the next tunnel and the next. If you always say what you think will please your client, if you continually tell them what they want to hear, you've failed yourself and more importantly, failed your client.

If you perceive yourself as all knowing and all seeing, you have deluded yourself.

The most successful practitioners, whether psychics, astrologers, channellers or palmists, feel they are good at what they do most of the time, **but not all of the time.**

As a final note, always strive for a balance between your ego and your talent. I would like to leave you with this affirmation to help you if your ego ever gets in the way...

“Always, try to be as good as your advertising.”